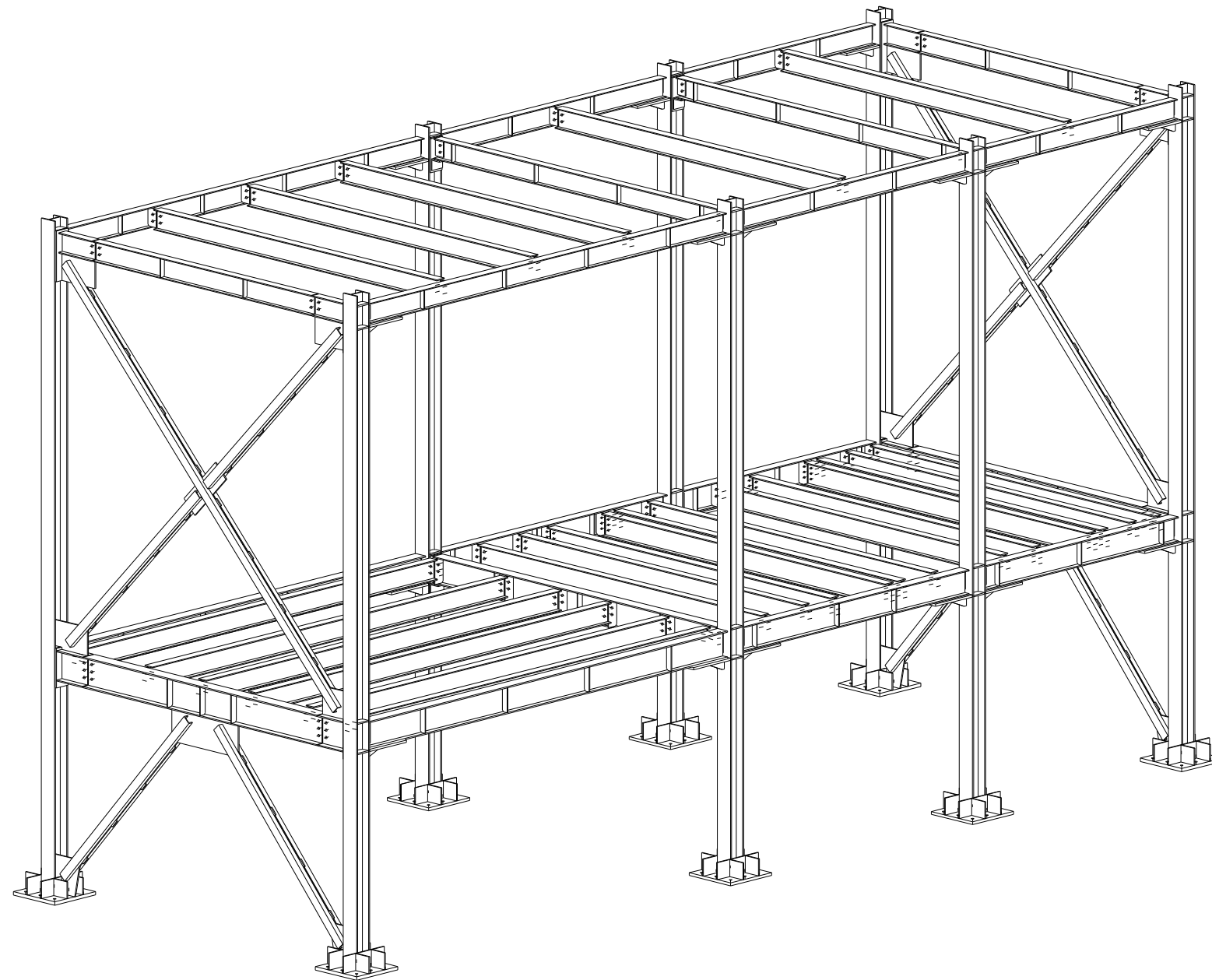


DATE:1400/07/06

COLUMN NO: 8
 JOIST NO: 42
 BR NO: 12
 T NO: 186

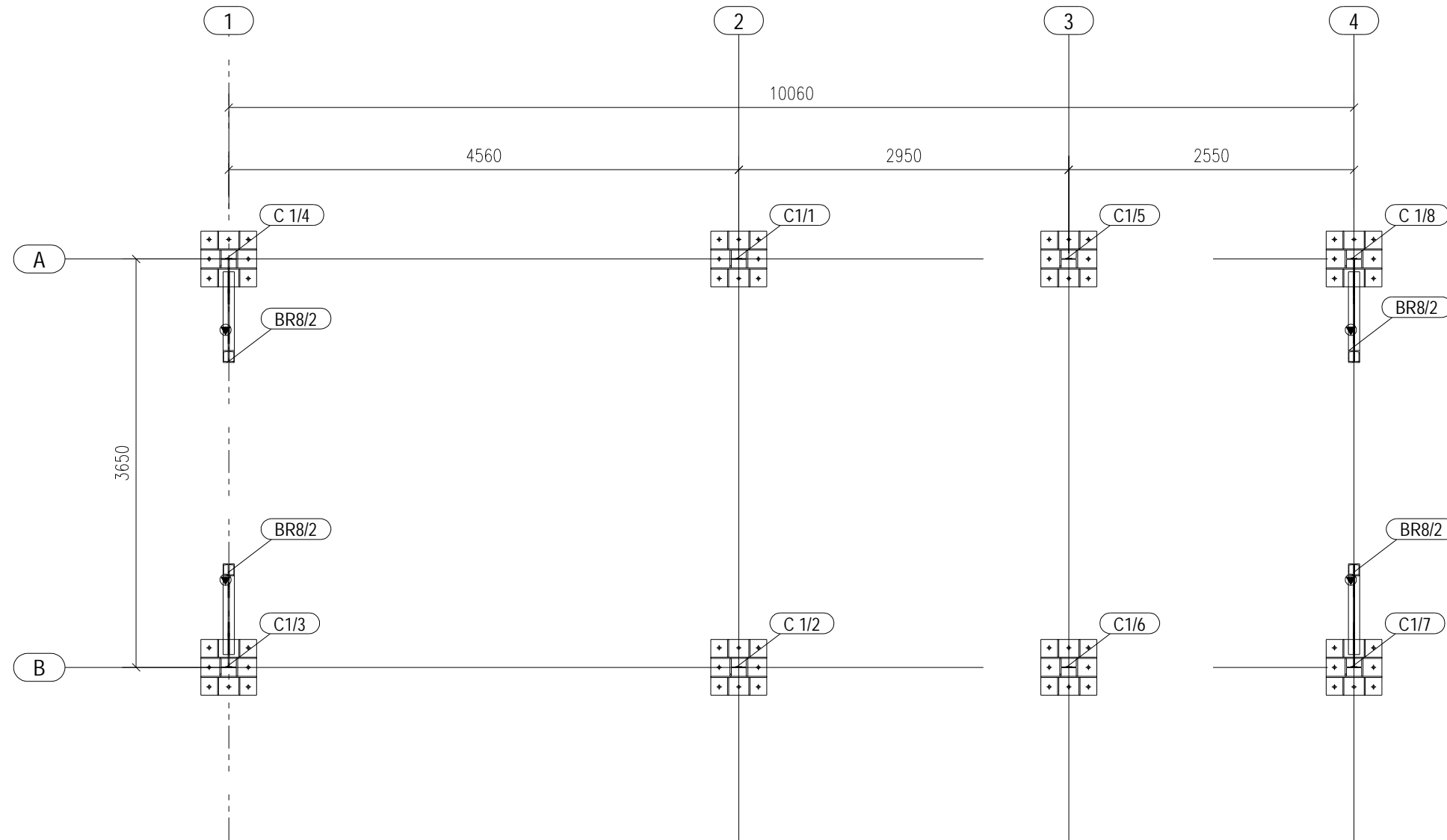
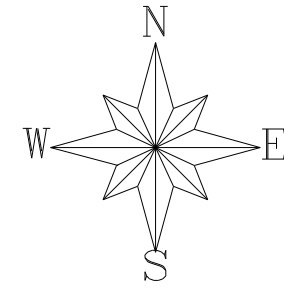


3D
 1:50

DISPOSITION :

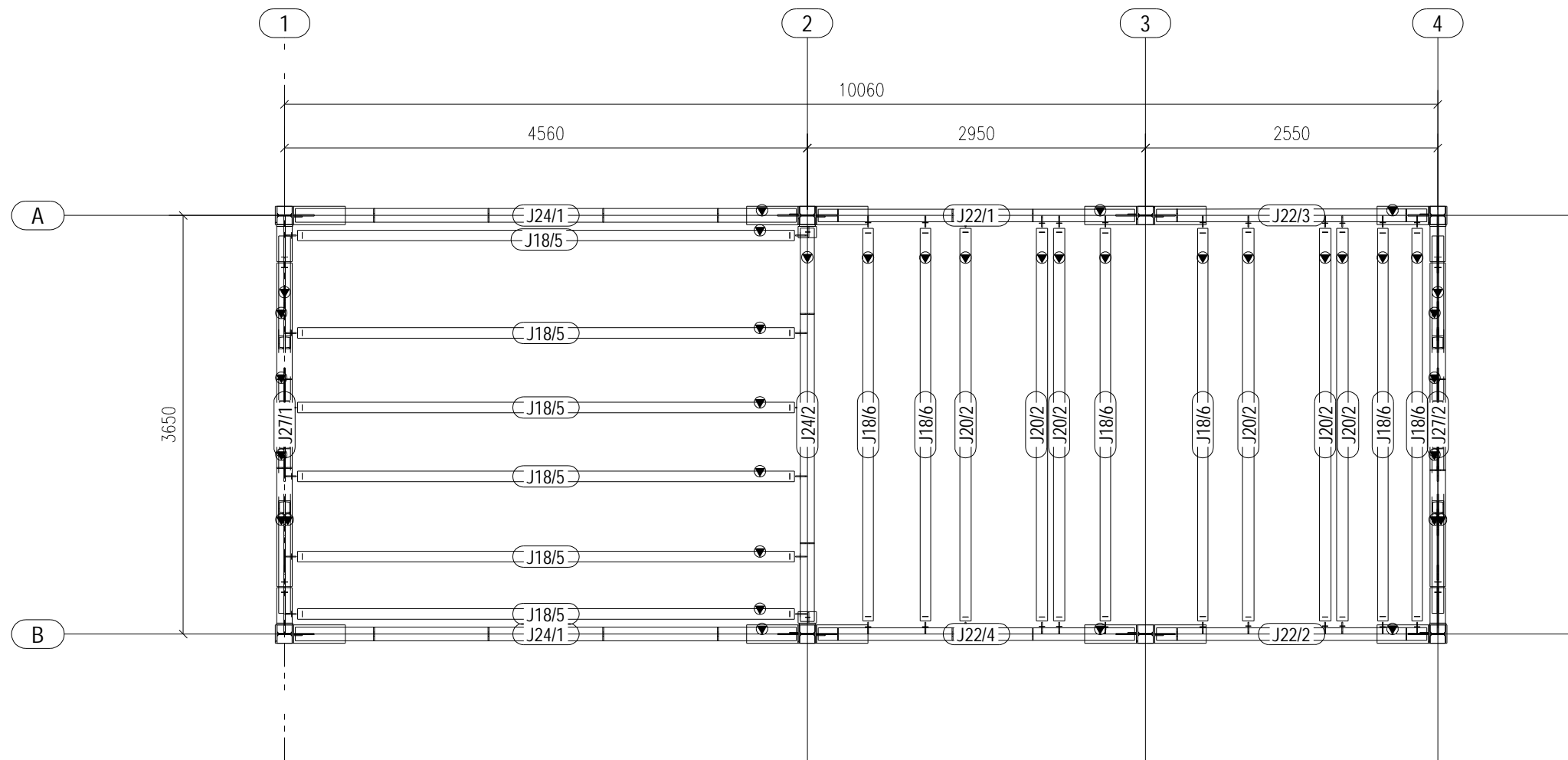
- NO COMMENT
- COMMENTS AS MARKED .FABRICATION
- REJECT. DOCUMENT TO BE REVISED
- USED FOR INFORMATION ONLY

| No | REV MARK | REVISION DESCRIPTION | REV. DATE |
|-----------------------------|----------|----------------------|----------------|
| CLIENT | | | |
| PRINT DATE FOR FABRICATION: | | | |
| PROJECT NAME | | Elec-Post | |
| DRAWING NAME | | [6] | ISSUED |
| MODELLED BY | | | SCALE AS SHOWN |
| CHECKED BY | | | REVISION No. 0 |



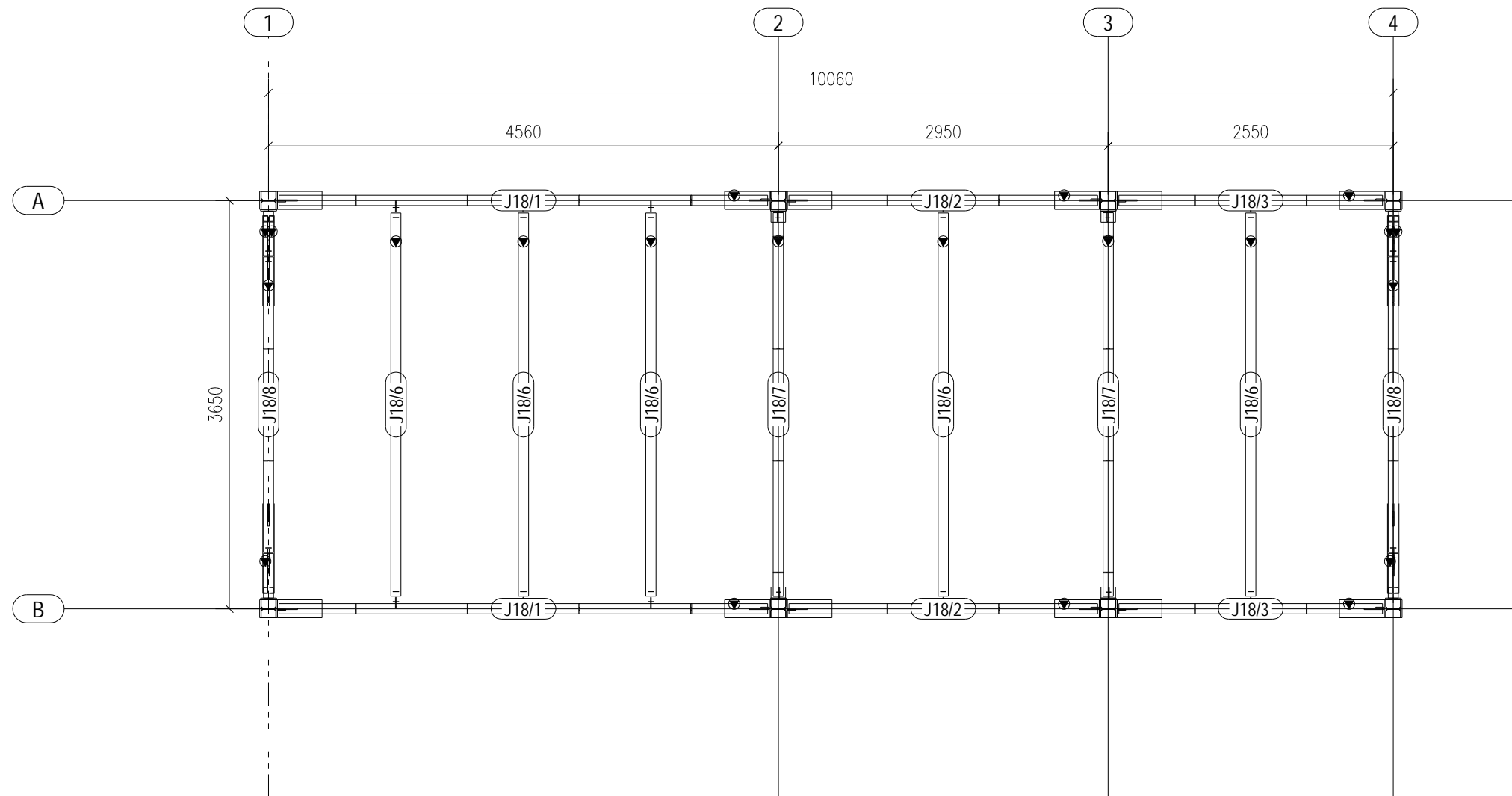
COLUMN PLAN
1:50

| No | REV MARK | REVISION DESCRIPTION | REV. DATE |
|-----------------------------|----------|----------------------|-----------------------|
| CLIENT | | | |
| PRINT DATE FOR FABRICATION: | | | |
| PROJECT NAME | | Elec-Post | |
| DRAWING NAME | | [1] | ISSUED |
| MODELLED BY | | | SCALE AS SHOWN |
| CHECKED BY | | | REVISION No. 0 |



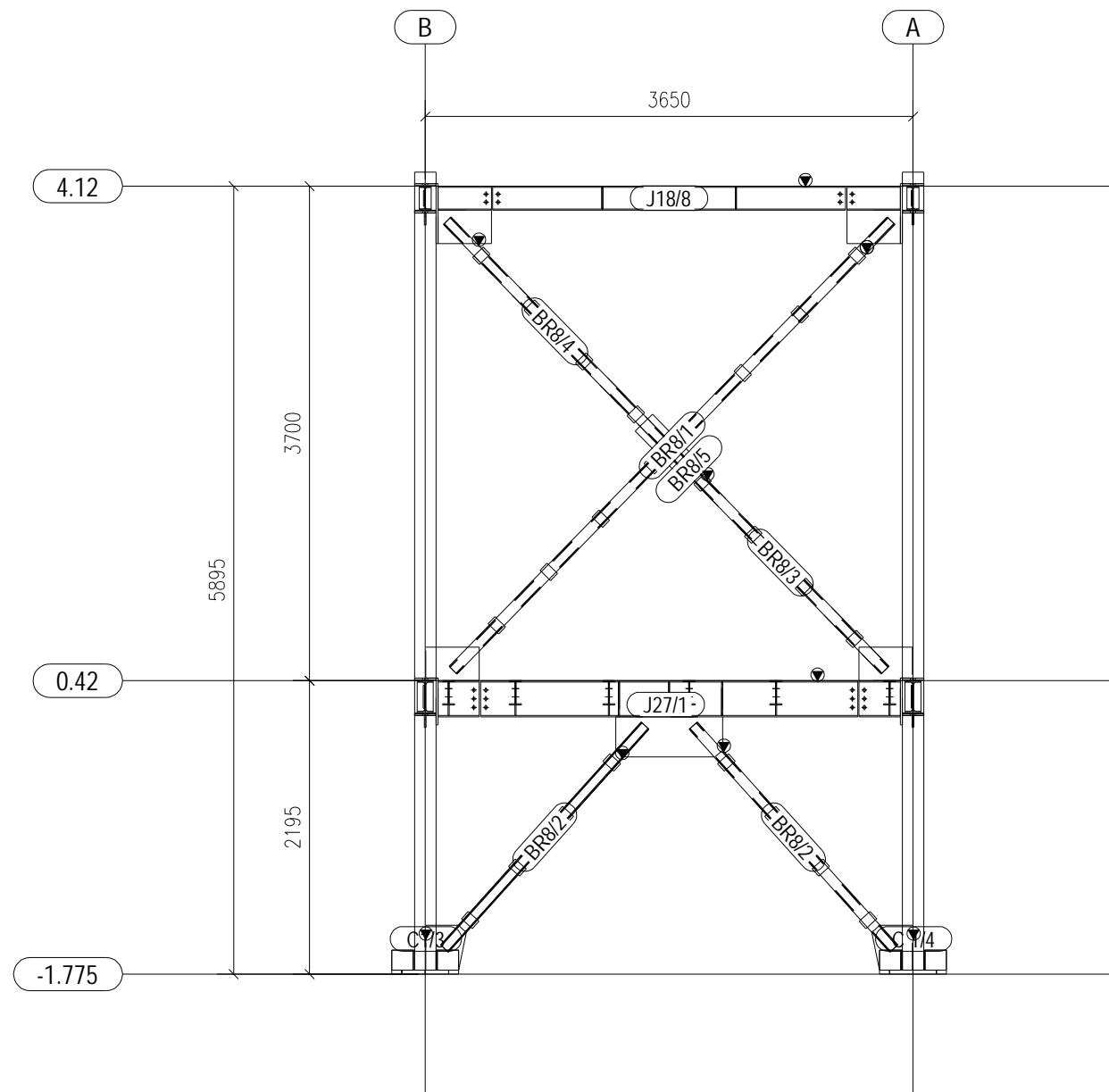
PLAN 0.42
1:50

| No | REV MARK | REVISION DESCRIPTION | REV. DATE |
|-----------------------------|----------|----------------------|-----------------------|
| CLIENT | | | |
| PRINT DATE FOR FABRICATION: | | | |
| PROJECT NAME | | Elec-Post | |
| DRAWING NAME | | [2] | ISSUED |
| MODELLED BY | | | SCALE AS SHOWN |
| CHECKED BY | | | REVISION No. 0 |



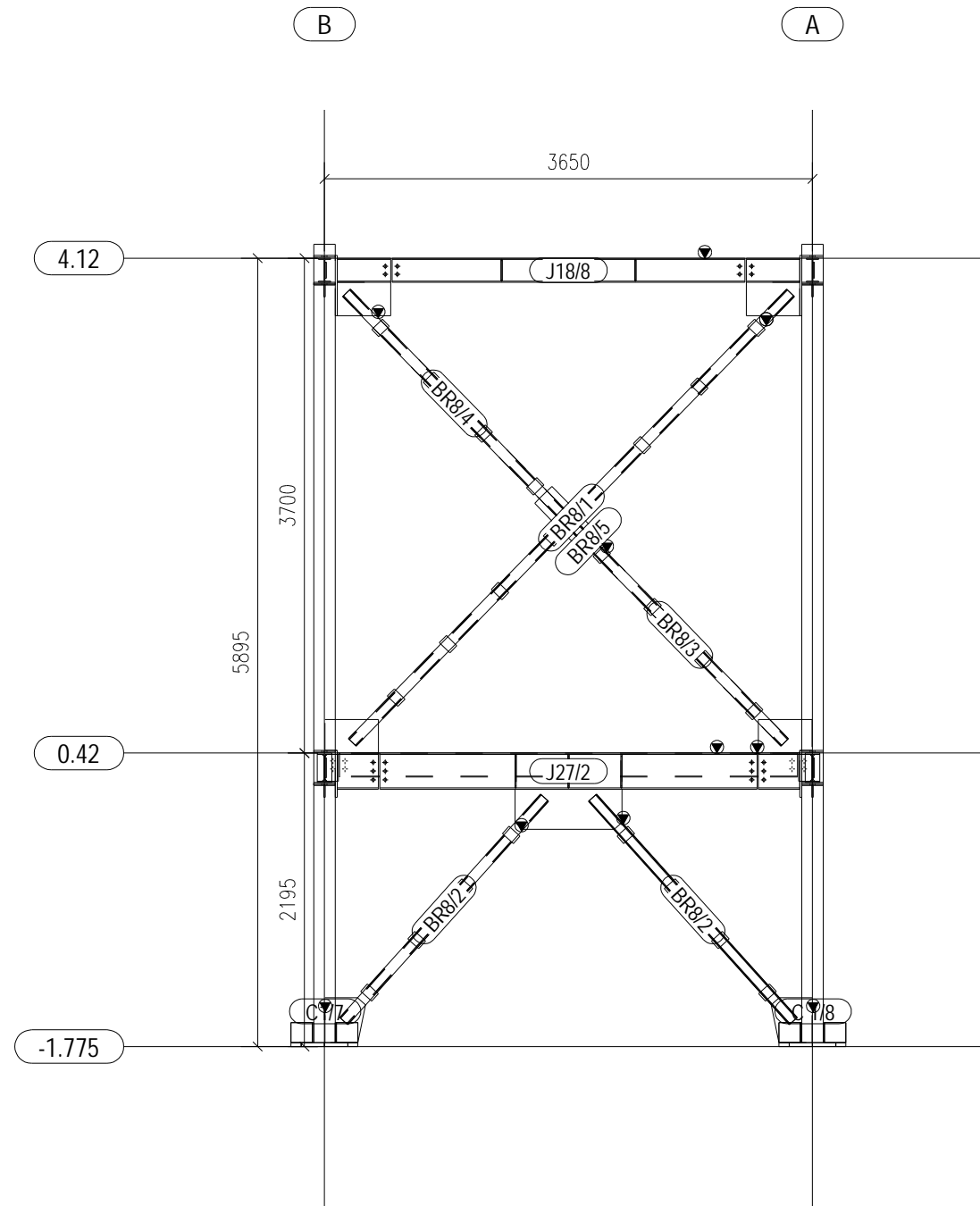
PLAN 4.12
1:50

| No | REV MARK | REVISION DESCRIPTION | REV. DATE |
|-----------------------------|----------|----------------------|-----------------------|
| | | CLIENT | |
| PRINT DATE FOR FABRICATION: | | | |
| PROJECT NAME | | Elec-Post | |
| DRAWING NAME | | [3] | ISSUED |
| MODELLED BY | | | SCALE AS SHOWN |
| CHECKED BY | | | REVISION No. 0 |



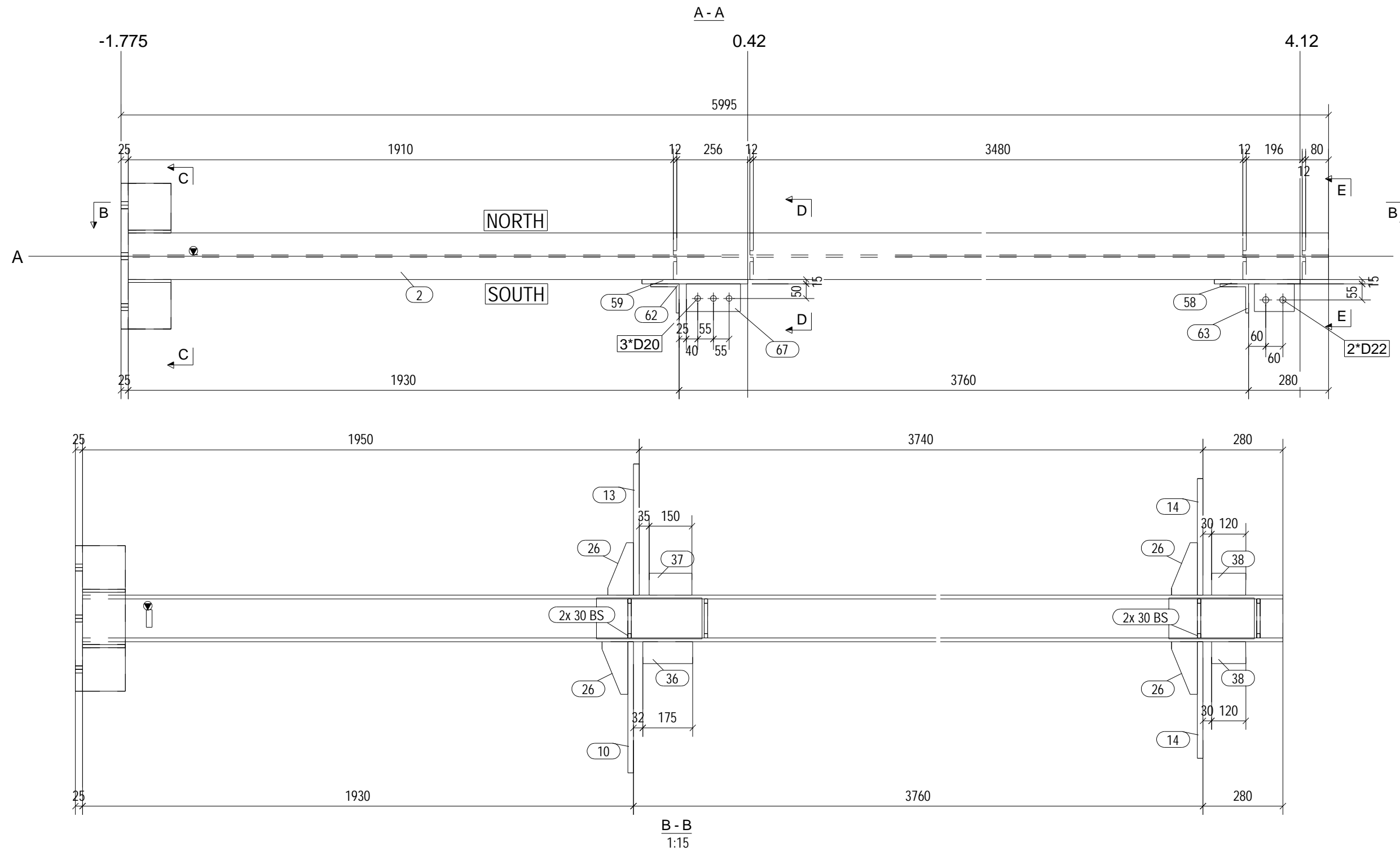
GRID 1
1:50

| No | REV MARK | REVISION DESCRIPTION | REV. DATE |
|-----------------------------|----------|----------------------|-----------------------|
| CLIENT | | | |
| PRINT DATE FOR FABRICATION: | | | |
| PROJECT NAME | | Elec-Post | |
| DRAWING NAME | | [4] | ISSUED |
| MODELLED BY | | | SCALE AS SHOWN |
| CHECKED BY | | | REVISION No. 0 |

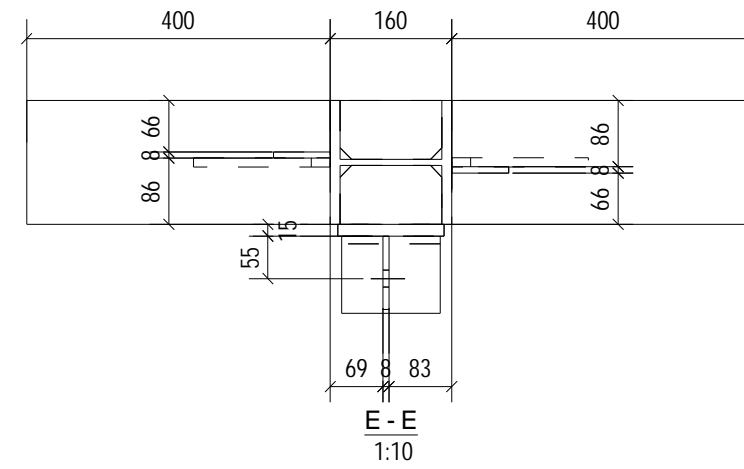
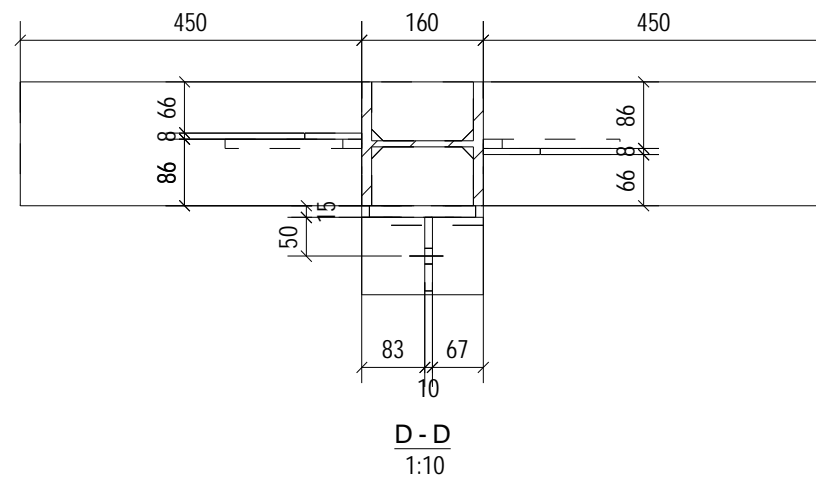


GRID 4
1:50

| No | REV MARK | REVISION DESCRIPTION | REV. DATE |
|-----------------------------|----------|----------------------|-----------------------|
| | | CLIENT | |
| PRINT DATE FOR FABRICATION: | | | |
| | | PROJECT NAME | Elec-Post |
| | | DRAWING NAME | [5] ISSUED |
| | | MODELLED BY | SCALE AS SHOWN |
| | | CHECKED BY | REVISION No. 0 |



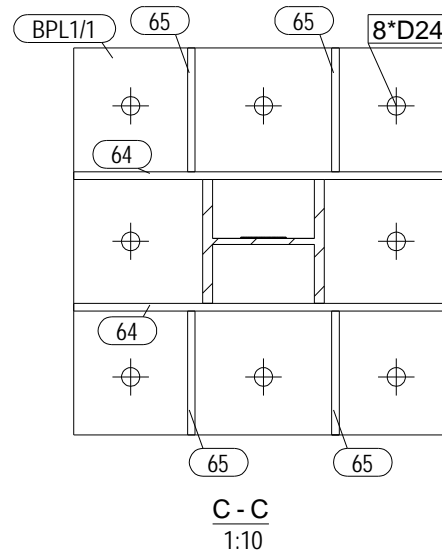
| No | REV MARK | REVISION DESCRIPTION | REV. DATE |
|-----------------------------|----------|----------------------|-----------------------|
| CLIENT | | | |
| PRINT DATE FOR FABRICATION: | | | |
| PROJECT NAME | | Elec-Post | |
| DRAWING NAME | | [C1.1] | ISSUED |
| MODELLED BY | | | SCALE AS SHOWN |
| CHECKED BY | | | REVISION No. 0 |



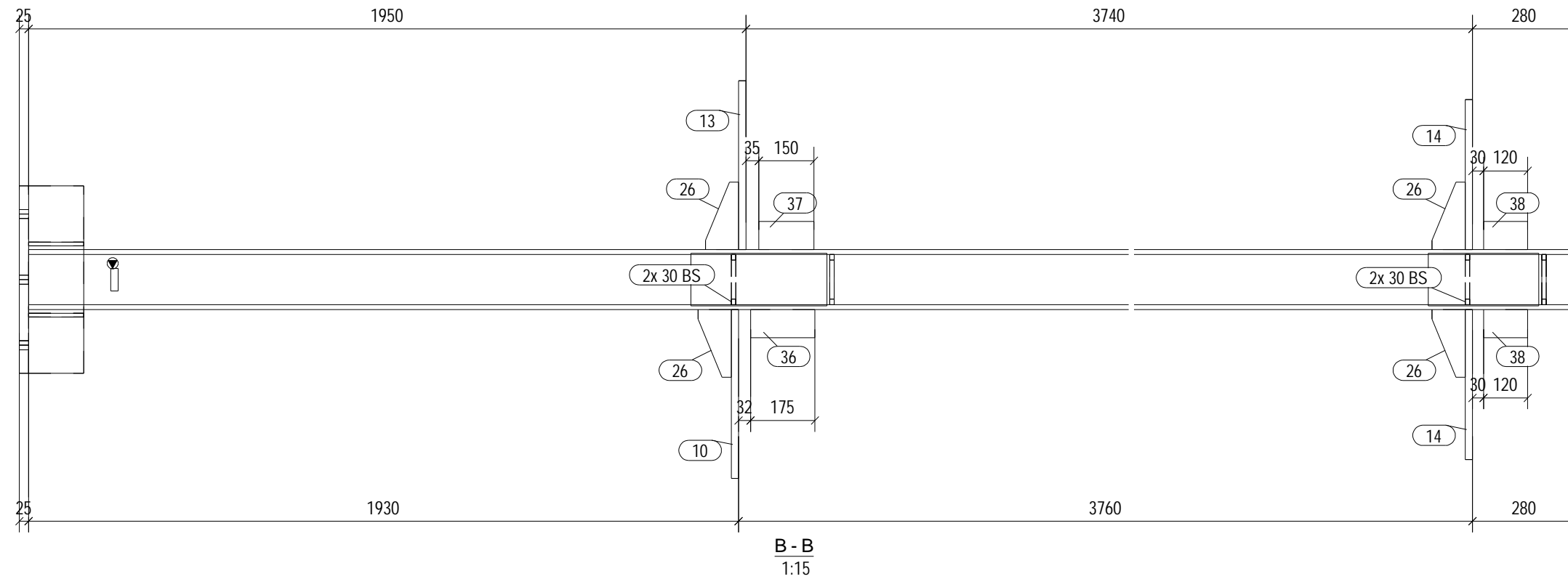
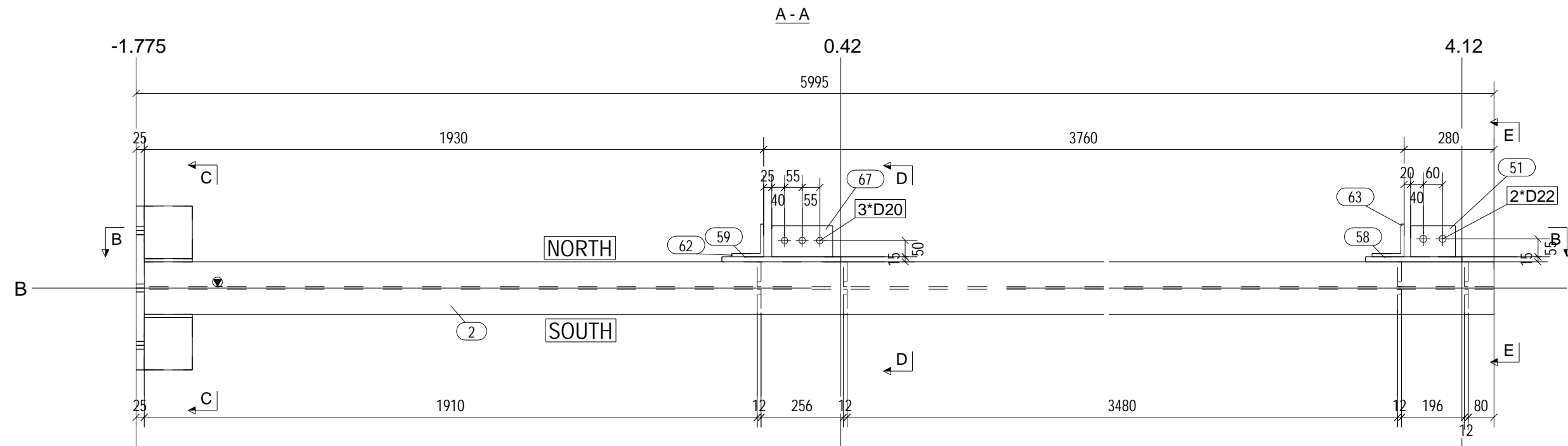
C1/1 No = 1

SHOP MATERIAL LIST FOR 1 ASSEMBLY

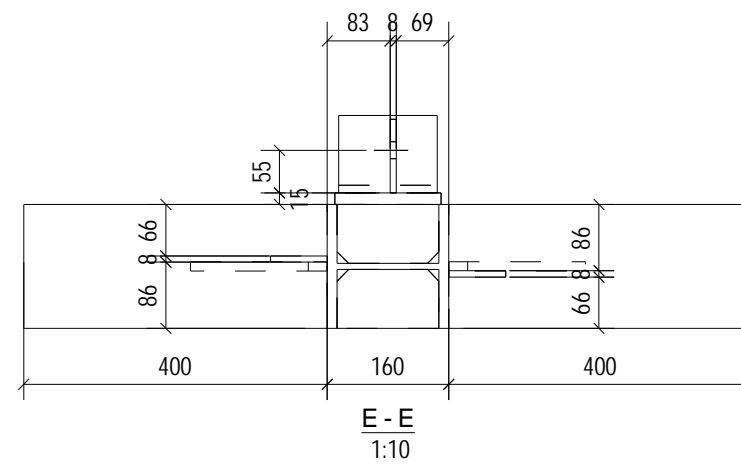
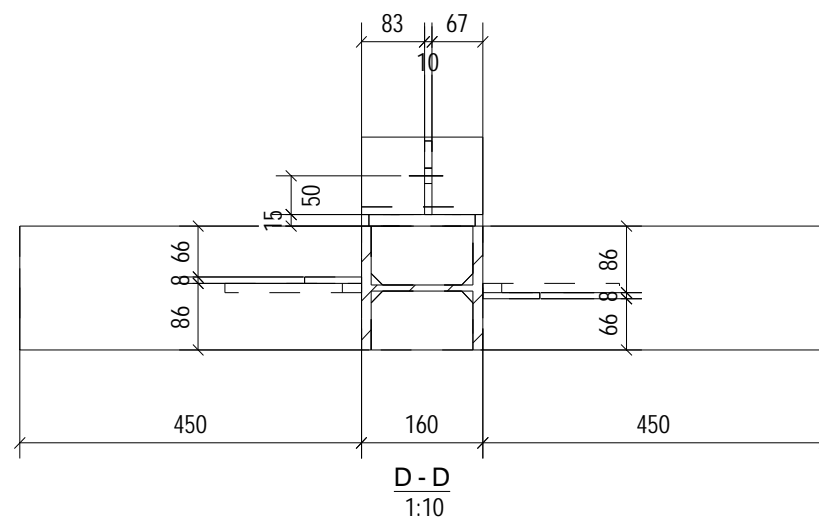
| MARK | Size | Grade | No. | Length (mm) | Area (m ²) | Weight (kg) |
|--------------|----------|--------|-----|-------------|------------------------|-------------|
| 1 | PL1*20 | S235JR | 1 | 60 | 0.003 | 0.0 |
| 2 | HEB160 | S235JR | 1 | 5970 | 5.480 | 254.2 |
| 10 | PL20*160 | S235JR | 1 | 450 | 0.168 | 11.3 |
| 13 | PL20*160 | S235JR | 1 | 450 | 0.168 | 11.3 |
| 14 | PL20*160 | S235JR | 2 | 400 | 0.301 | 20.1 |
| 26 | PL12*90 | S235JR | 4 | 180 | 0.113 | 4.2 |
| 30 | PL12*76 | S235JR | 8 | 134 | 0.198 | 7.5 |
| 36 | PL8*75 | S235JR | 1 | 175 | 0.030 | 0.8 |
| 37 | PL8*75 | S235JR | 1 | 150 | 0.026 | 0.7 |
| 38 | PL8*75 | S235JR | 2 | 120 | 0.042 | 1.1 |
| 51 | PL8*95 | S235JR | 1 | 140 | 0.030 | 0.8 |
| 58 | PL15*140 | S235JR | 1 | 300 | 0.097 | 4.9 |
| 59 | PL15*140 | S235JR | 1 | 370 | 0.119 | 6.1 |
| 62 | L100*10 | S235JR | 1 | 160 | 0.062 | 2.4 |
| 63 | L100*10 | S235JR | 1 | 130 | 0.051 | 2.0 |
| 64 | PL10*150 | S235JR | 2 | 500 | 0.326 | 11.8 |
| 65 | PL10*150 | S235JR | 4 | 160 | 0.217 | 7.5 |
| 67 | PL10*95 | S235JR | 1 | 190 | 0.042 | 1.4 |
| BPL1/1 | PL25*500 | S235JR | 1 | 500 | 0.550 | 49.1 |
| Total | | | | | 8.024 | 397.4 |



| No | REV MARK | REVISION DESCRIPTION | REV. DATE |
|-----------------------------|----------|----------------------|-----------|
| CLIENT | | | |
| PRINT DATE FOR FABRICATION: | | | |
| PROJECT NAME | | Elec-Post | |
| DRAWING NAME | | [C1.1] | ISSUED |
| MODELLED BY | | SCALE | AS SHOWN |
| CHECKED BY | | REVISION No. | 0 |



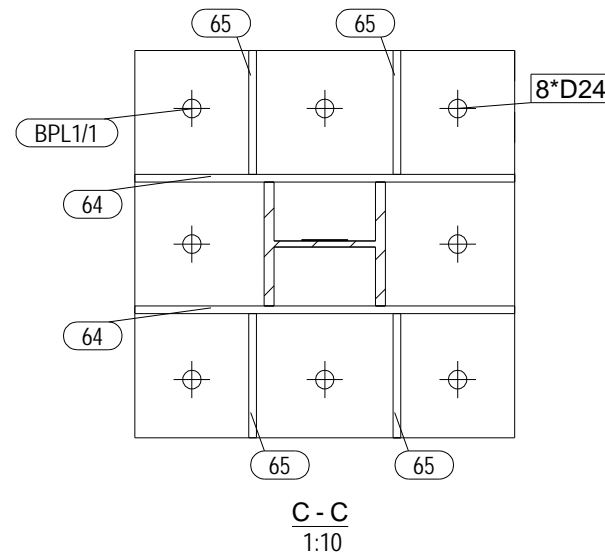
| No | REV MARK | REVISION DESCRIPTION | REV. DATE |
|-----------------------------|----------|----------------------|-----------------------|
| CLIENT | | | |
| PRINT DATE FOR FABRICATION: | | | |
| PROJECT NAME | | Elec-Post | |
| DRAWING NAME | | [C1.2] | ISSUED |
| MODELLED BY | | | SCALE AS SHOWN |
| CHECKED BY | | | REVISION No. 0 |



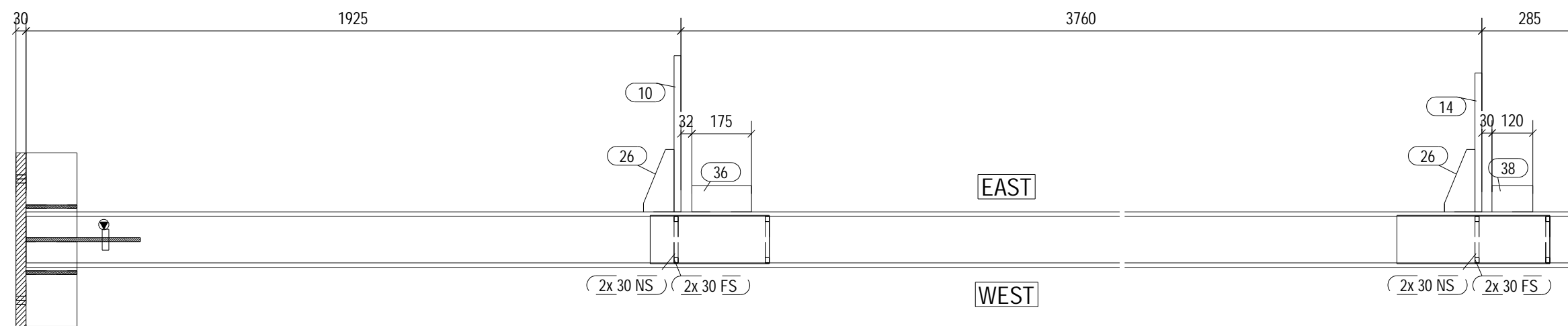
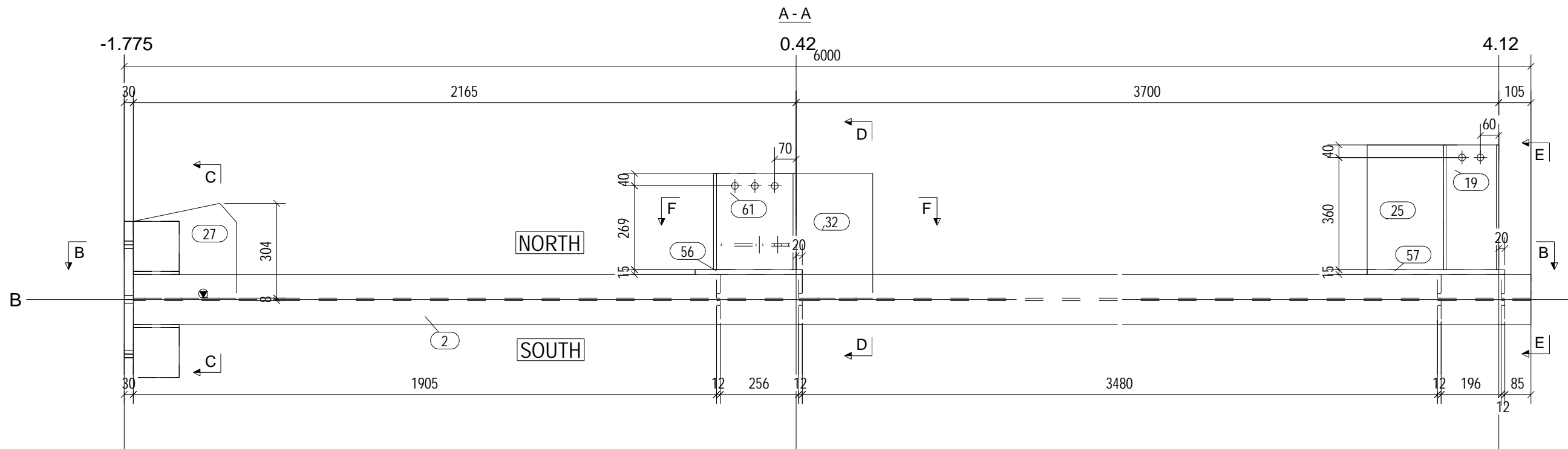
C1/2 No = 1

SHOP MATERIAL LIST FOR 1 ASSEMBLY

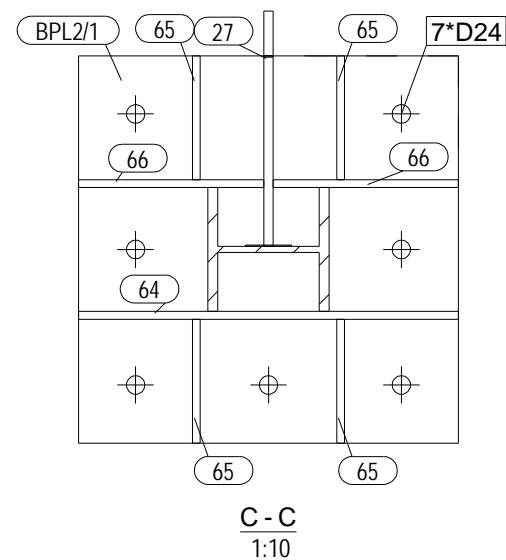
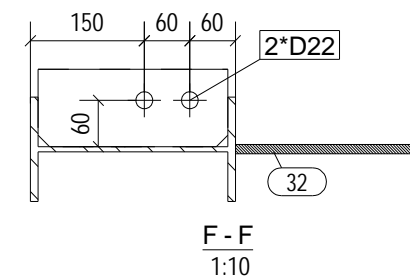
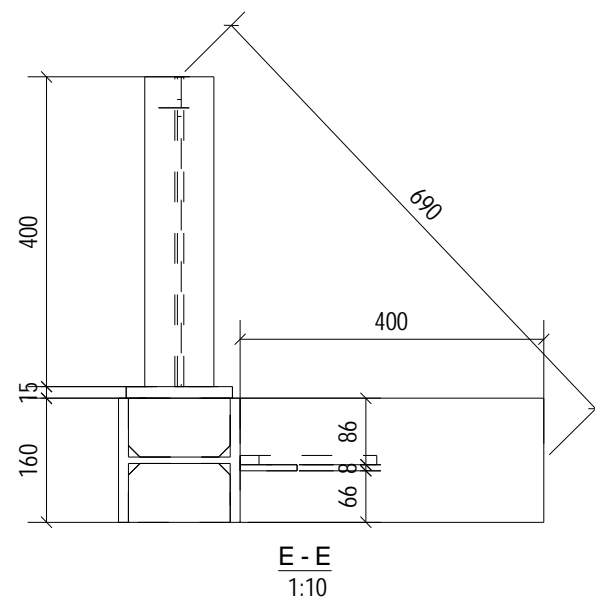
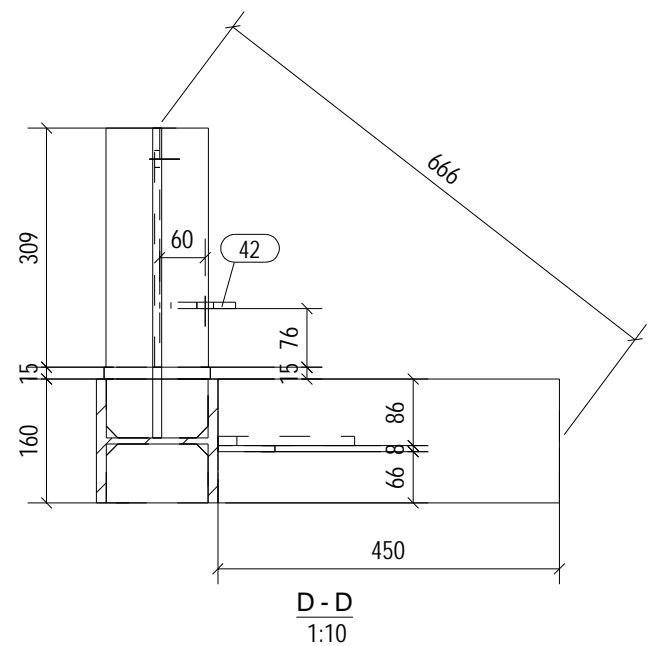
| MARK | Size | Grade | No. | Length (mm) | Area (m ²) | Weight (kg) |
|--------------|----------|--------|-----|-------------|------------------------|--------------|
| 1 | PL1*20 | S235JR | 1 | 60 | 0.003 | 0.0 |
| 2 | HEB160 | S235JR | 1 | 5970 | 5.480 | 254.2 |
| 10 | PL20*160 | S235JR | 1 | 450 | 0.168 | 11.3 |
| 13 | PL20*160 | S235JR | 1 | 450 | 0.168 | 11.3 |
| 14 | PL20*160 | S235JR | 2 | 400 | 0.301 | 20.1 |
| 26 | PL12*90 | S235JR | 4 | 180 | 0.113 | 4.2 |
| 30 | PL12*76 | S235JR | 8 | 134 | 0.198 | 7.5 |
| 36 | PL8*75 | S235JR | 1 | 175 | 0.030 | 0.8 |
| 37 | PL8*75 | S235JR | 1 | 150 | 0.026 | 0.7 |
| 38 | PL8*75 | S235JR | 2 | 120 | 0.042 | 1.1 |
| 51 | PL8*95 | S235JR | 1 | 140 | 0.030 | 0.8 |
| 58 | PL15*140 | S235JR | 1 | 300 | 0.097 | 4.9 |
| 59 | PL15*140 | S235JR | 1 | 370 | 0.119 | 6.1 |
| 62 | L100*10 | S235JR | 1 | 160 | 0.062 | 2.4 |
| 63 | L100*10 | S235JR | 1 | 130 | 0.051 | 2.0 |
| 64 | PL10*150 | S235JR | 2 | 500 | 0.326 | 11.8 |
| 65 | PL10*150 | S235JR | 4 | 160 | 0.217 | 7.5 |
| 67 | PL10*95 | S235JR | 1 | 190 | 0.042 | 1.4 |
| BPL1/1 | PL25*500 | S235JR | 1 | 500 | 0.550 | 49.1 |
| Total | | | | | 8.024 | 397.4 |



| No | REV MARK | REVISION DESCRIPTION | REV. DATE |
|-----------------------------|----------|----------------------|-----------|
| CLIENT | | | |
| PRINT DATE FOR FABRICATION: | | | |
| PROJECT NAME | | Elec-Post | |
| DRAWING NAME | | [C1.2] | ISSUED |
| MODELLED BY | | SCALE | AS SHOWN |
| CHECKED BY | | REVISION No. | 0 |



| No | REV MARK | REVISION DESCRIPTION | REV. DATE |
|-----------------------------|----------|----------------------|-----------------------|
| CLIENT | | | |
| PRINT DATE FOR FABRICATION: | | | |
| PROJECT NAME | | Elec-Post | |
| DRAWING NAME | | [C1.3] | ISSUED |
| MODELLED BY | | | SCALE AS SHOWN |
| CHECKED BY | | | REVISION No. 0 |

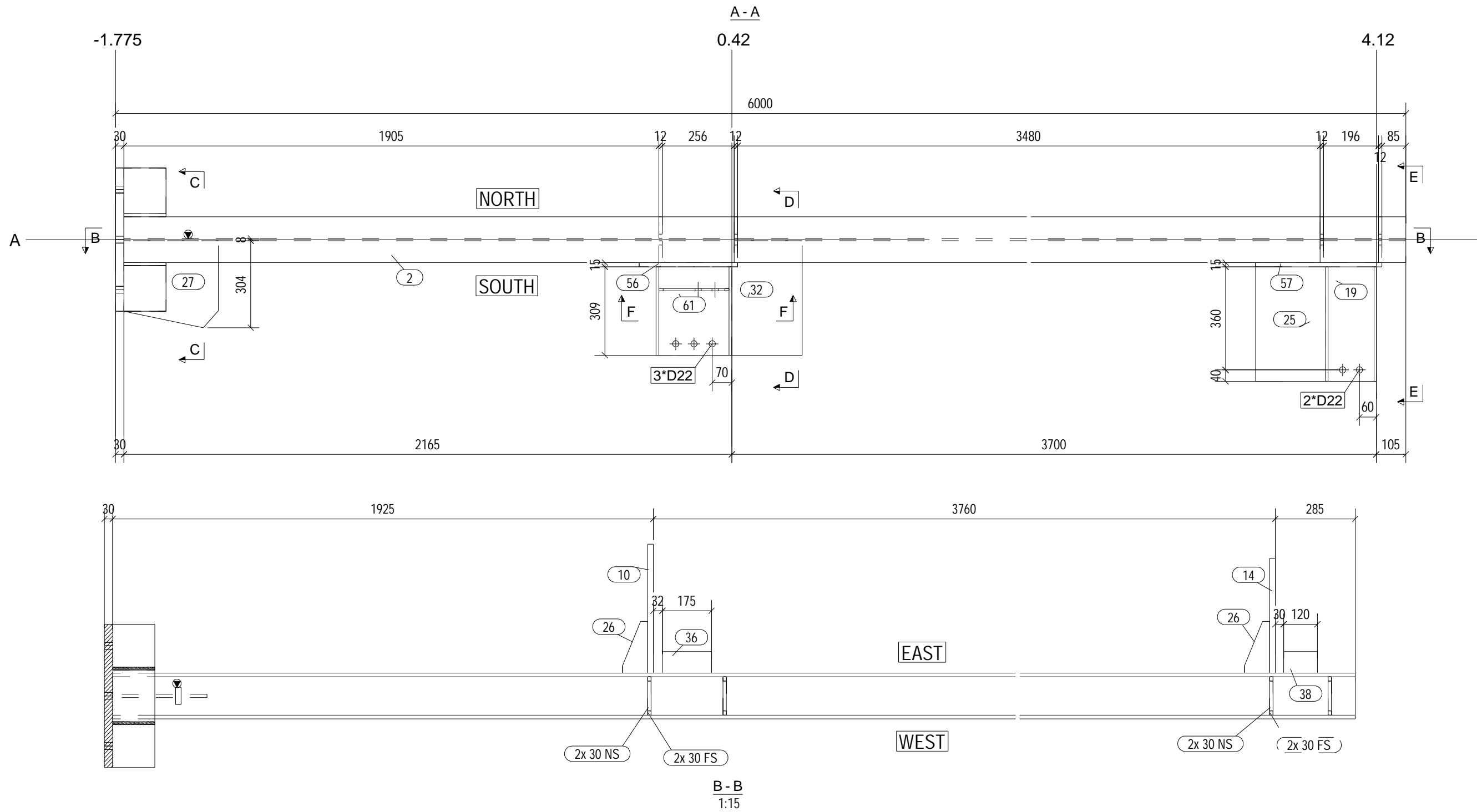


C1/3 No = 1

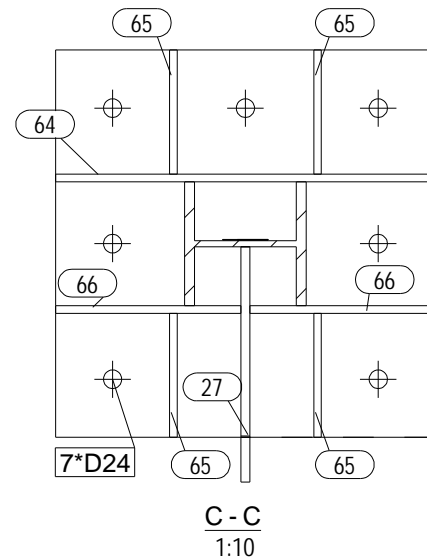
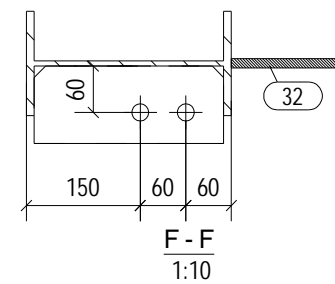
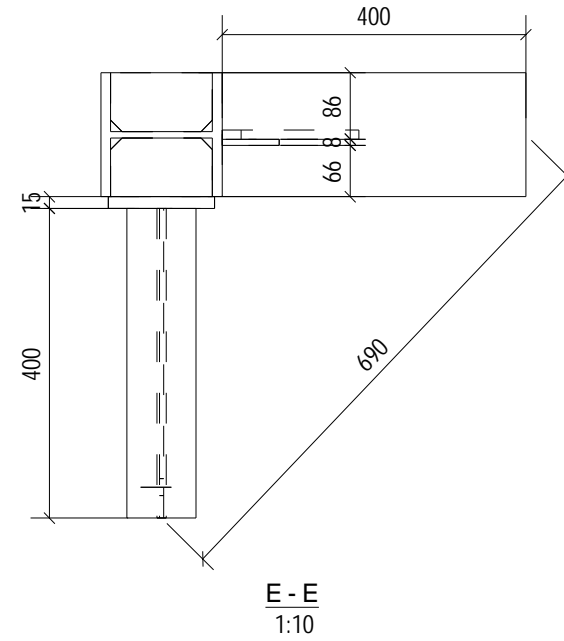
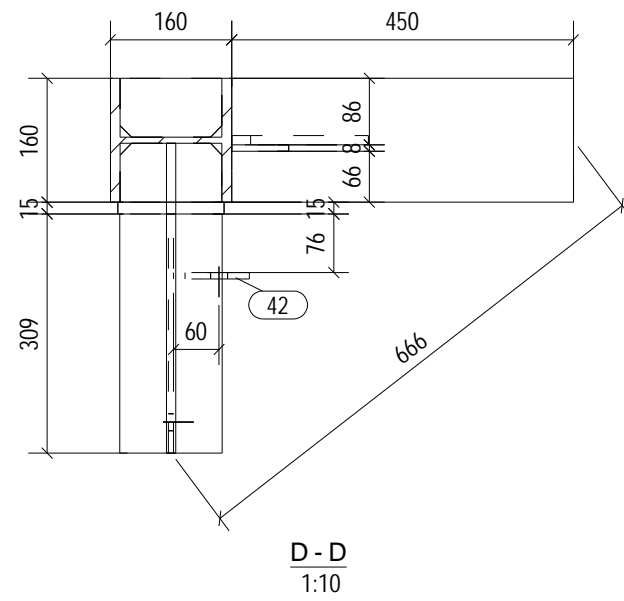
SHOP MATERIAL LIST FOR 1 ASSEMBLY

| MARK | Size | Grade | No. | Length (mm) | Area (m ²) | Weight (kg) |
|--------------|----------|--------|-----|-------------|------------------------|-------------|
| 1 | PL1*20 | S235JR | 1 | 60 | 0.003 | 0.0 |
| 2 | HEB160 | S235JR | 1 | 5970 | 5.480 | 254.2 |
| 10 | PL20*160 | S235JR | 1 | 450 | 0.168 | 11.3 |
| 14 | PL20*160 | S235JR | 1 | 400 | 0.150 | 10.0 |
| 19 | IPE180 | S235JR | 1 | 400 | 0.279 | 7.5 |
| 25 | PL12*250 | S235JR | 1 | 400 | 0.216 | 9.4 |
| 26 | PL12*90 | S235JR | 2 | 180 | 0.056 | 2.1 |
| 27 | PL12*304 | S235JR | 1 | 336 | 0.199 | 8.7 |
| 30 | PL12*76 | S235JR | 8 | 134 | 0.198 | 7.5 |
| 32 | PL12*250 | S235JR | 1 | 400 | 0.212 | 9.2 |
| 36 | PL8*75 | S235JR | 1 | 175 | 0.030 | 0.8 |
| 38 | PL8*75 | S235JR | 1 | 120 | 0.021 | 0.6 |
| 42 | PL8*100 | S235JR | 1 | 250 | 0.055 | 1.6 |
| 56 | PL15*140 | S235JR | 1 | 350 | 0.113 | 5.8 |
| 57 | PL15*140 | S235JR | 1 | 450 | 0.144 | 7.4 |
| 61 | IPE270 | S235JR | 1 | 309 | 0.322 | 11.1 |
| 64 | PL10*150 | S235JR | 1 | 500 | 0.163 | 5.9 |
| 65 | PL10*150 | S235JR | 4 | 160 | 0.217 | 7.5 |
| 66 | PL10*150 | S235JR | 2 | 244 | 0.162 | 5.7 |
| BPL2/1 | PL30*500 | S235JR | 1 | 500 | 0.560 | 58.9 |
| Total | | | | | 8.748 | 425.4 |

| No | REV MARK | REVISION DESCRIPTION | REV. DATE |
|-----------------------------|----------|----------------------|-----------------------|
| CLIENT | | | |
| PRINT DATE FOR FABRICATION: | | | |
| PROJECT NAME | | Elec-Post | |
| DRAWING NAME | | [C1.3] | ISSUED |
| MODELLED BY | | | SCALE AS SHOWN |
| CHECKED BY | | | REVISION No. 0 |



| No | REV MARK | REVISION DESCRIPTION | REV. DATE |
|-----------------------------|-----------|----------------------|-----------|
| CLIENT | | | |
| PRINT DATE FOR FABRICATION: | | | |
| PROJECT NAME | Elec-Post | | |
| DRAWING NAME | [C1.4] | ISSUED | |
| MODELLED BY | | SCALE | AS SHOWN |
| CHECKED BY | | REVISION No. | 0 |

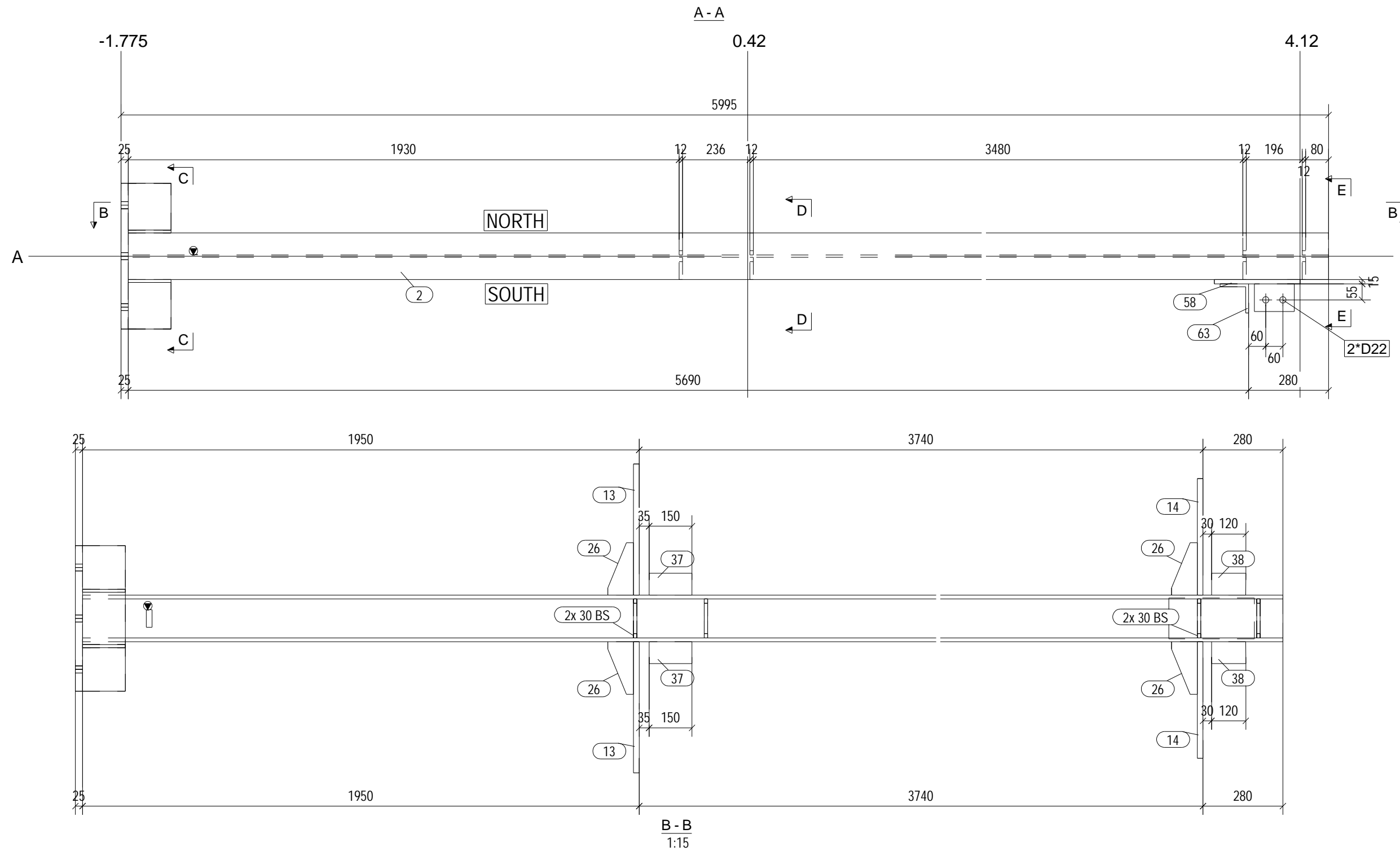


C1/4 No = 1

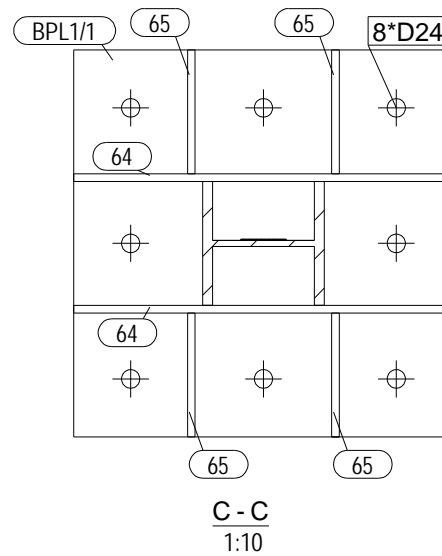
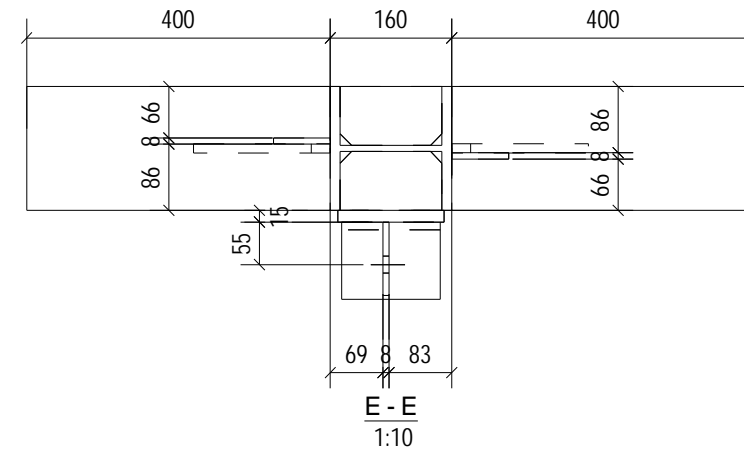
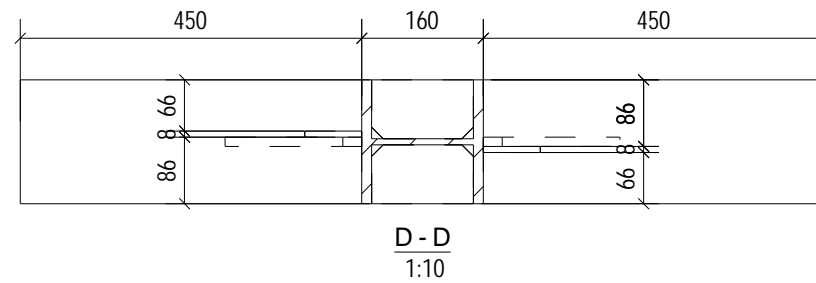
SHOP MATERIAL LIST FOR 1 ASSEMBLY

| MARK | Size | Grade | No. | Length (mm) | Area (m ²) | Weight (kg) |
|--------------|----------|--------|-----|-------------|------------------------|--------------|
| 1 | PL1*20 | S235JR | 1 | 60 | 0.003 | 0.0 |
| 2 | HEB160 | S235JR | 1 | 5970 | 5.480 | 254.2 |
| 10 | PL20*160 | S235JR | 1 | 450 | 0.168 | 11.3 |
| 14 | PL20*160 | S235JR | 1 | 400 | 0.150 | 10.0 |
| 19 | IPE180 | S235JR | 1 | 400 | 0.279 | 7.5 |
| 25 | PL12*250 | S235JR | 1 | 400 | 0.216 | 9.4 |
| 26 | PL12*90 | S235JR | 2 | 180 | 0.056 | 2.1 |
| 27 | PL12*304 | S235JR | 1 | 336 | 0.199 | 8.7 |
| 30 | PL12*76 | S235JR | 8 | 134 | 0.198 | 7.5 |
| 32 | PL12*250 | S235JR | 1 | 400 | 0.212 | 9.2 |
| 36 | PL8*75 | S235JR | 1 | 175 | 0.030 | 0.8 |
| 38 | PL8*75 | S235JR | 1 | 120 | 0.021 | 0.6 |
| 42 | PL8*100 | S235JR | 1 | 250 | 0.055 | 1.6 |
| 56 | PL15*140 | S235JR | 1 | 350 | 0.113 | 5.8 |
| 57 | PL15*140 | S235JR | 1 | 450 | 0.144 | 7.4 |
| 61 | IPE270 | S235JR | 1 | 309 | 0.322 | 11.1 |
| 64 | PL10*150 | S235JR | 1 | 500 | 0.163 | 5.9 |
| 65 | PL10*150 | S235JR | 4 | 160 | 0.217 | 7.5 |
| 66 | PL10*150 | S235JR | 2 | 244 | 0.162 | 5.7 |
| BPL2/1 | PL30*500 | S235JR | 1 | 500 | 0.560 | 58.9 |
| Total | | | | | 8.748 | 425.4 |

| No | REV MARK | REVISION DESCRIPTION | REV. DATE |
|-----------------------------|----------|----------------------|-----------------------|
| CLIENT | | | |
| PRINT DATE FOR FABRICATION: | | | |
| PROJECT NAME | | Elec-Post | |
| DRAWING NAME | | [C1.4] | ISSUED |
| MODELLED BY | | | SCALE AS SHOWN |
| CHECKED BY | | | REVISION No. 0 |



| No | REV MARK | REVISION DESCRIPTION | REV. DATE |
|-----------------------------|----------|----------------------|-----------------------|
| CLIENT | | | |
| PRINT DATE FOR FABRICATION: | | | |
| PROJECT NAME | | Elec-Post | |
| DRAWING NAME | | [C1.5] | ISSUED |
| MODELLED BY | | | SCALE AS SHOWN |
| CHECKED BY | | | REVISION No. 0 |

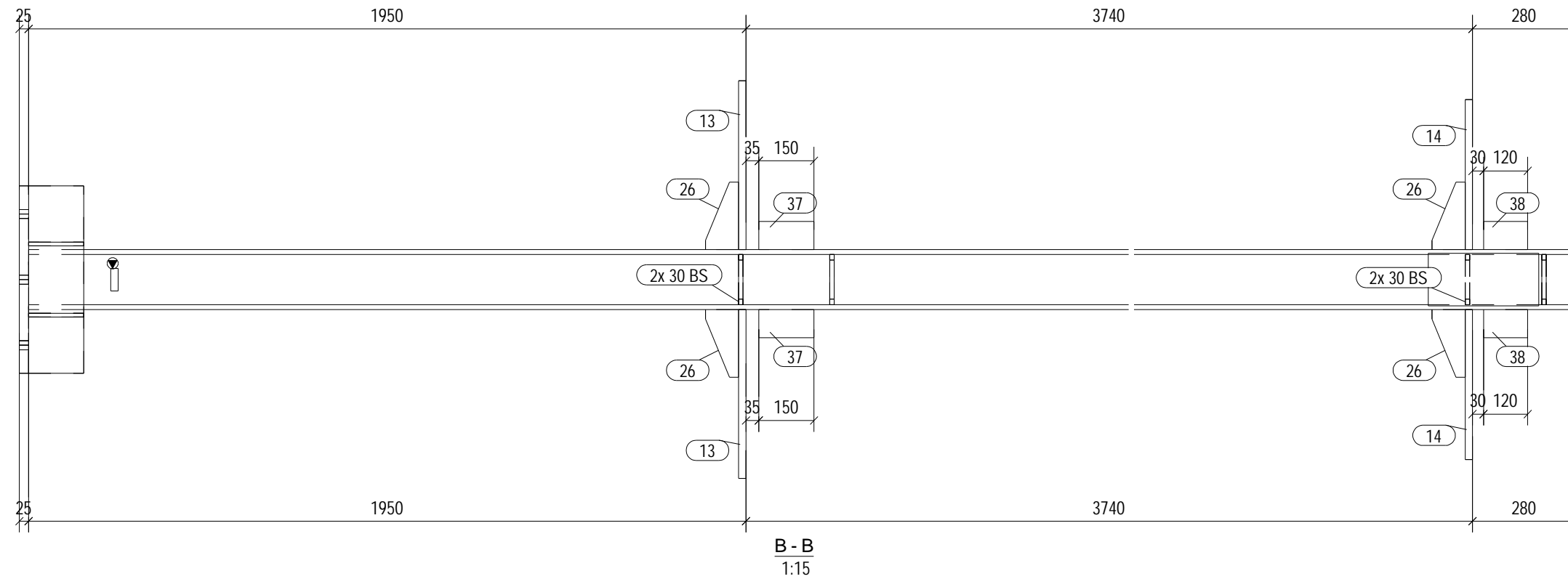
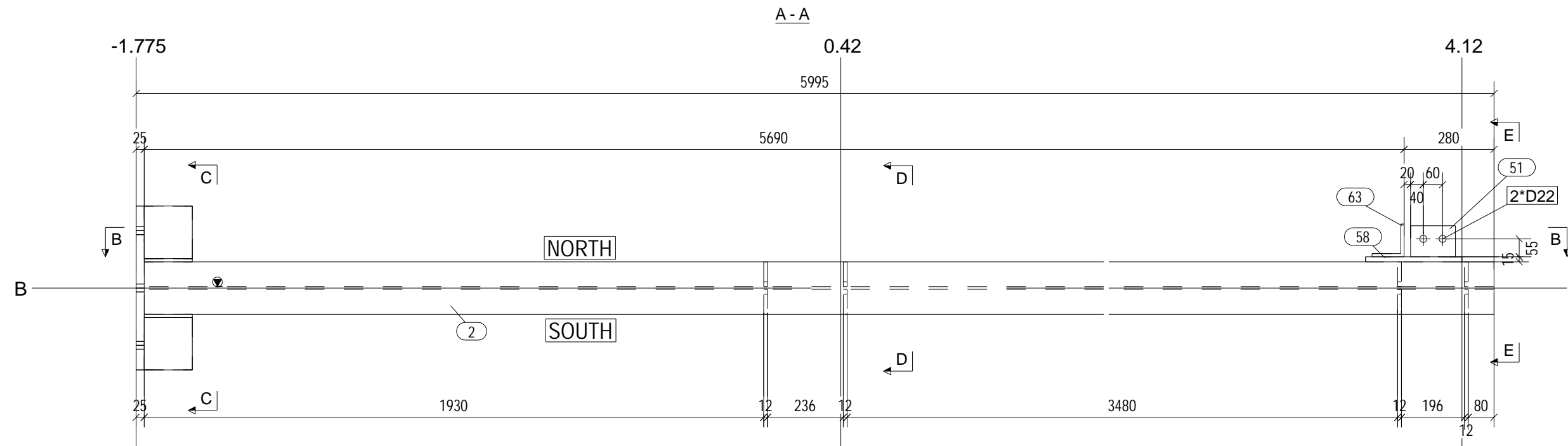


C1/5 No = 1

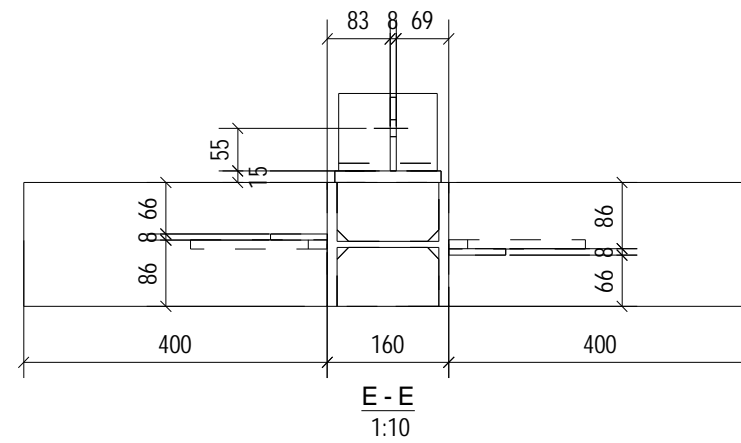
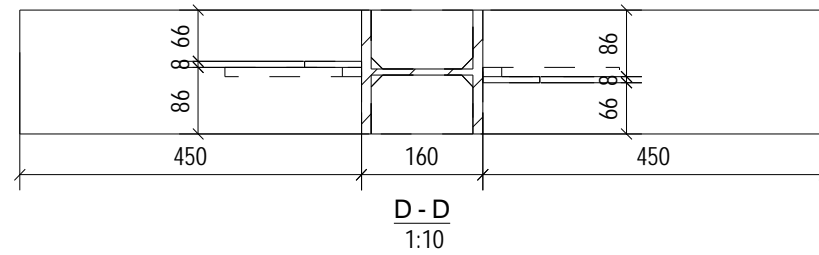
SHOP MATERIAL LIST FOR 1 ASSEMBLY

| MARK | Size | Grade | No. | Length (mm) | Area (m ²) | Weight (kg) |
|--------------|----------|--------|-----|-------------|------------------------|--------------|
| 1 | PL1*20 | S235JR | 1 | 60 | 0.003 | 0.0 |
| 2 | HEB160 | S235JR | 1 | 5970 | 5.480 | 254.2 |
| 13 | PL20*160 | S235JR | 2 | 450 | 0.337 | 22.6 |
| 14 | PL20*160 | S235JR | 2 | 400 | 0.301 | 20.1 |
| 26 | PL12*90 | S235JR | 4 | 180 | 0.113 | 4.2 |
| 30 | PL12*76 | S235JR | 8 | 134 | 0.198 | 7.5 |
| 37 | PL8*75 | S235JR | 2 | 150 | 0.052 | 1.4 |
| 38 | PL8*75 | S235JR | 2 | 120 | 0.042 | 1.1 |
| 51 | PL8*95 | S235JR | 1 | 140 | 0.030 | 0.8 |
| 58 | PL15*140 | S235JR | 1 | 300 | 0.097 | 4.9 |
| 63 | L100*10 | S235JR | 1 | 130 | 0.051 | 2.0 |
| 64 | PL10*150 | S235JR | 2 | 500 | 0.326 | 11.8 |
| 65 | PL10*150 | S235JR | 4 | 160 | 0.217 | 7.5 |
| BPL1/1 | PL25*500 | S235JR | 1 | 500 | 0.550 | 49.1 |
| Total | | | | | 7.797 | 387.3 |

| No | REV MARK | REVISION DESCRIPTION | REV. DATE |
|-----------------------------|----------|----------------------|-----------------------|
| CLIENT | | | |
| PRINT DATE FOR FABRICATION: | | | |
| PROJECT NAME | | Elec-Post | |
| DRAWING NAME | | [C1.5] | ISSUED |
| MODELLED BY | | | SCALE AS SHOWN |
| CHECKED BY | | | REVISION No. 0 |



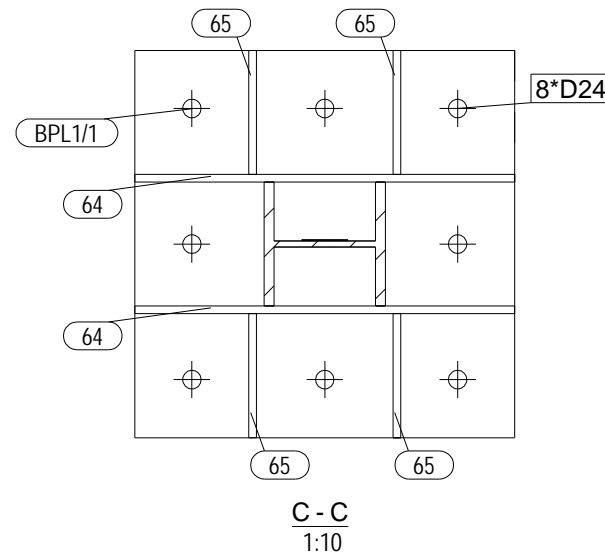
| No | REV MARK | REVISION DESCRIPTION | REV. DATE |
|-----------------------------|----------|----------------------|-----------------------|
| CLIENT | | | |
| PRINT DATE FOR FABRICATION: | | | |
| PROJECT NAME | | Elec-Post | |
| DRAWING NAME | | [C1.6] | ISSUED |
| MODELLED BY | | | SCALE AS SHOWN |
| CHECKED BY | | | REVISION No. 0 |



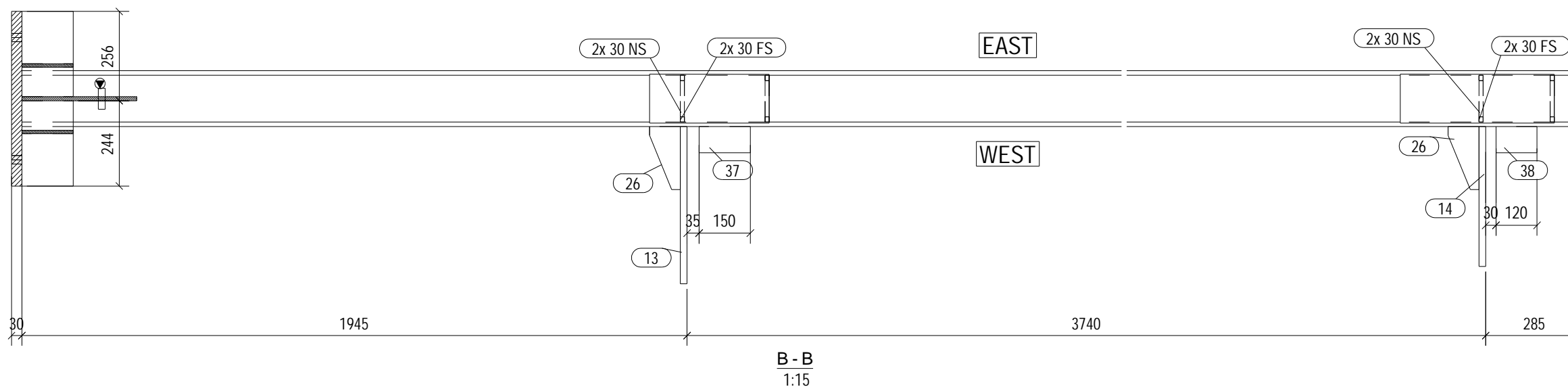
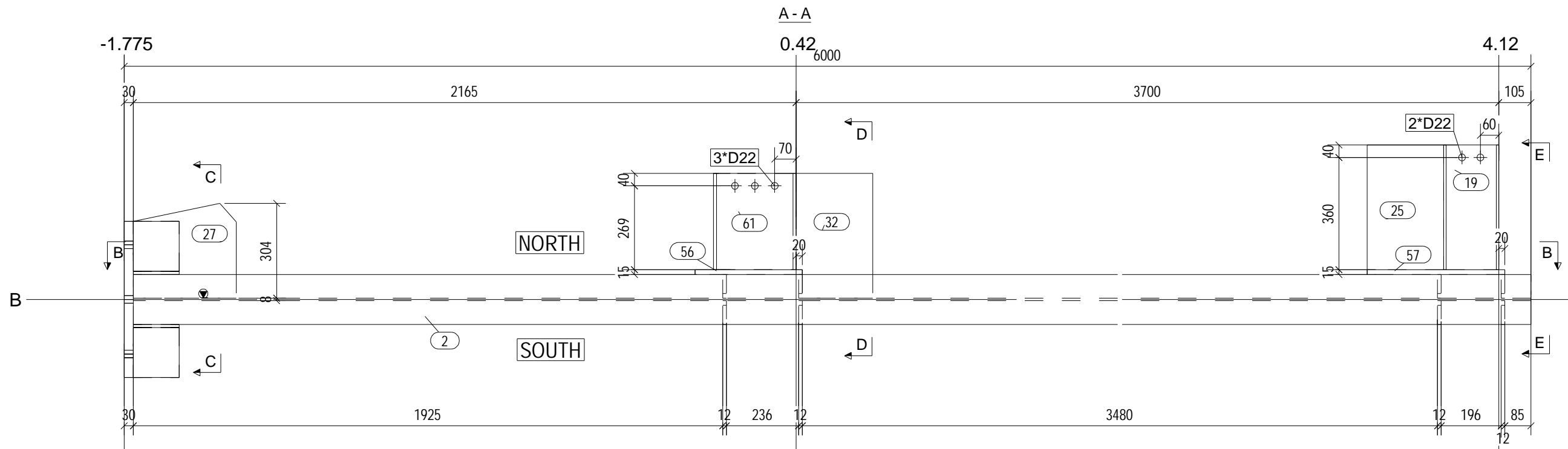
C1/6 No = 1

SHOP MATERIAL LIST FOR 1 ASSEMBLY

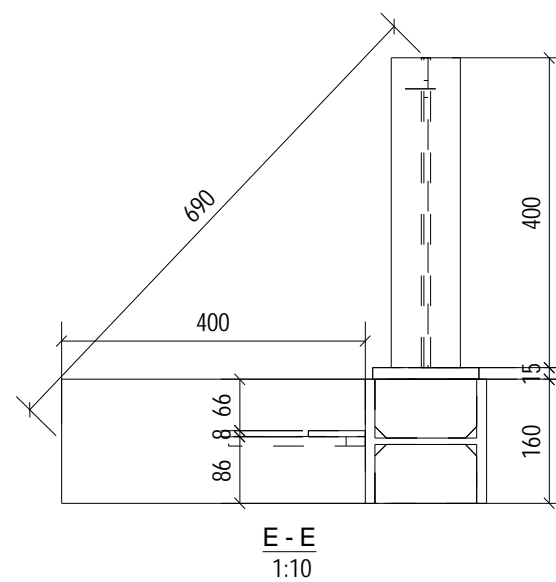
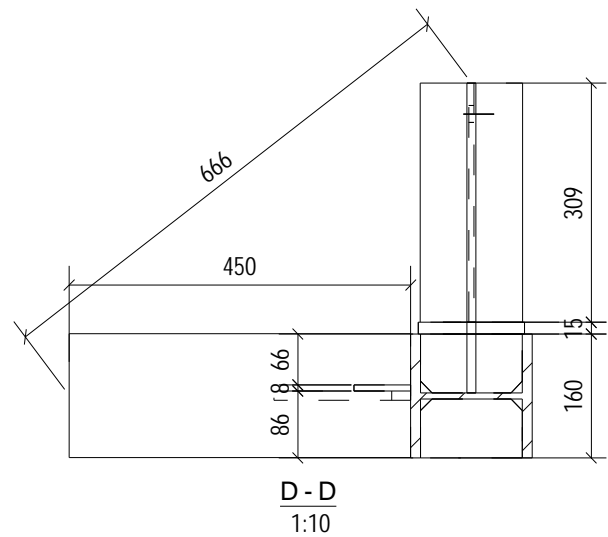
| MARK | Size | Grade | No. | Length (mm) | Area (m ²) | Weight (kg) |
|--------------|----------|--------|-----|-------------|------------------------|--------------|
| 1 | PL1*20 | S235JR | 1 | 60 | 0.003 | 0.0 |
| 2 | HEB160 | S235JR | 1 | 5970 | 5.480 | 254.2 |
| 13 | PL20*160 | S235JR | 2 | 450 | 0.337 | 22.6 |
| 14 | PL20*160 | S235JR | 2 | 400 | 0.301 | 20.1 |
| 26 | PL12*90 | S235JR | 4 | 180 | 0.113 | 4.2 |
| 30 | PL12*76 | S235JR | 8 | 134 | 0.198 | 7.5 |
| 37 | PL8*75 | S235JR | 2 | 150 | 0.052 | 1.4 |
| 38 | PL8*75 | S235JR | 2 | 120 | 0.042 | 1.1 |
| 51 | PL8*95 | S235JR | 1 | 140 | 0.030 | 0.8 |
| 58 | PL15*140 | S235JR | 1 | 300 | 0.097 | 4.9 |
| 63 | L100*10 | S235JR | 1 | 130 | 0.051 | 2.0 |
| 64 | PL10*150 | S235JR | 2 | 500 | 0.326 | 11.8 |
| 65 | PL10*150 | S235JR | 4 | 160 | 0.217 | 7.5 |
| BPL1/1 | PL25*500 | S235JR | 1 | 500 | 0.550 | 49.1 |
| Total | | | | | 7.797 | 387.3 |



| No | REV MARK | REVISION DESCRIPTION | REV. DATE |
|-----------------------------|----------|----------------------|-----------------------|
| CLIENT | | | |
| PRINT DATE FOR FABRICATION: | | | |
| PROJECT NAME | | Elec-Post | |
| DRAWING NAME | | [C1.6] | ISSUED |
| MODELLED BY | | | SCALE AS SHOWN |
| CHECKED BY | | | REVISION No. 0 |



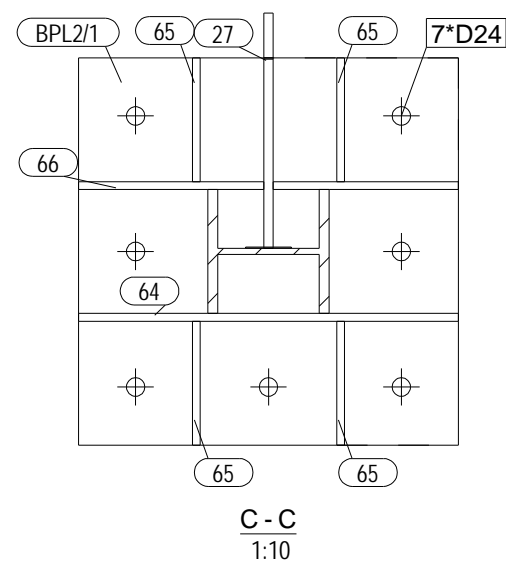
| No | REV MARK | REVISION DESCRIPTION | REV. DATE |
|-----------------------------|----------|----------------------|-----------------------|
| CLIENT | | | |
| PRINT DATE FOR FABRICATION: | | | |
| PROJECT NAME | | Elec-Post | |
| DRAWING NAME | | [C1.7] | ISSUED |
| MODELLED BY | | | SCALE AS SHOWN |
| CHECKED BY | | | REVISION No. 0 |



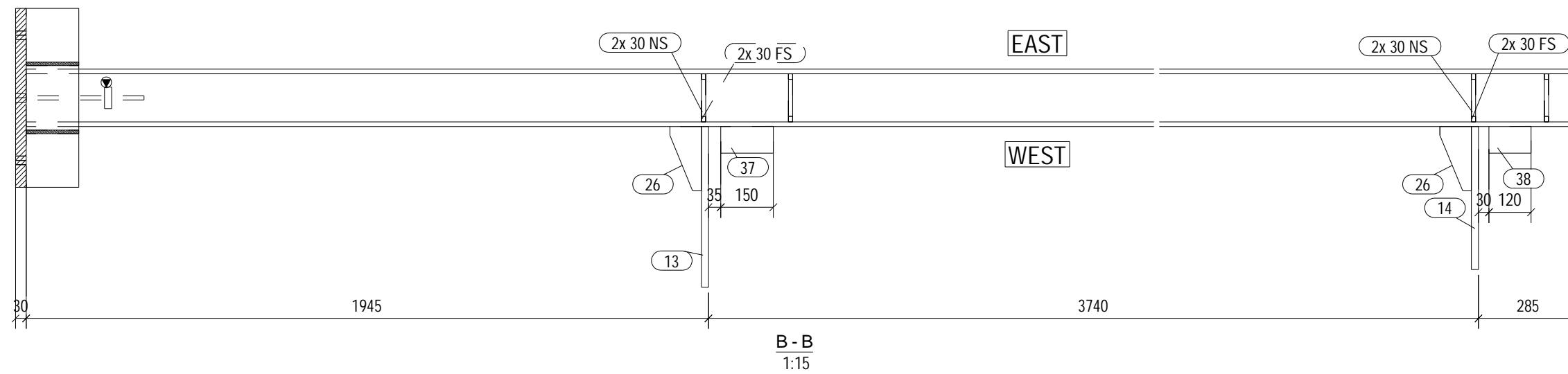
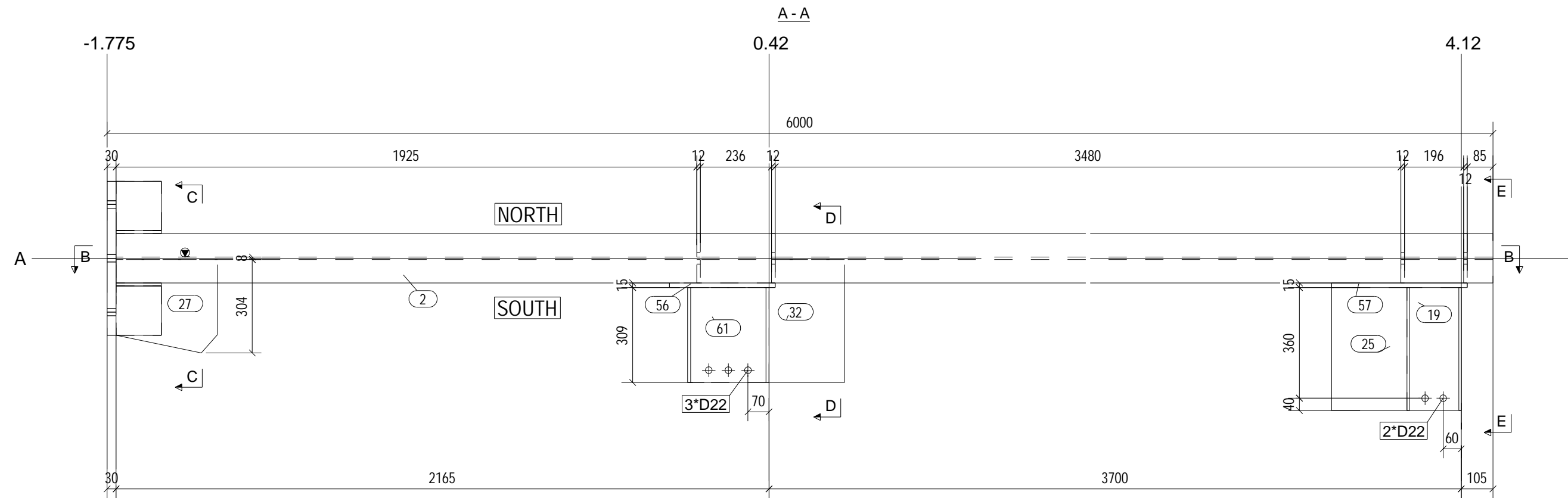
C1/7 No = 1

SHOP MATERIAL LIST FOR 1 ASSEMBLY

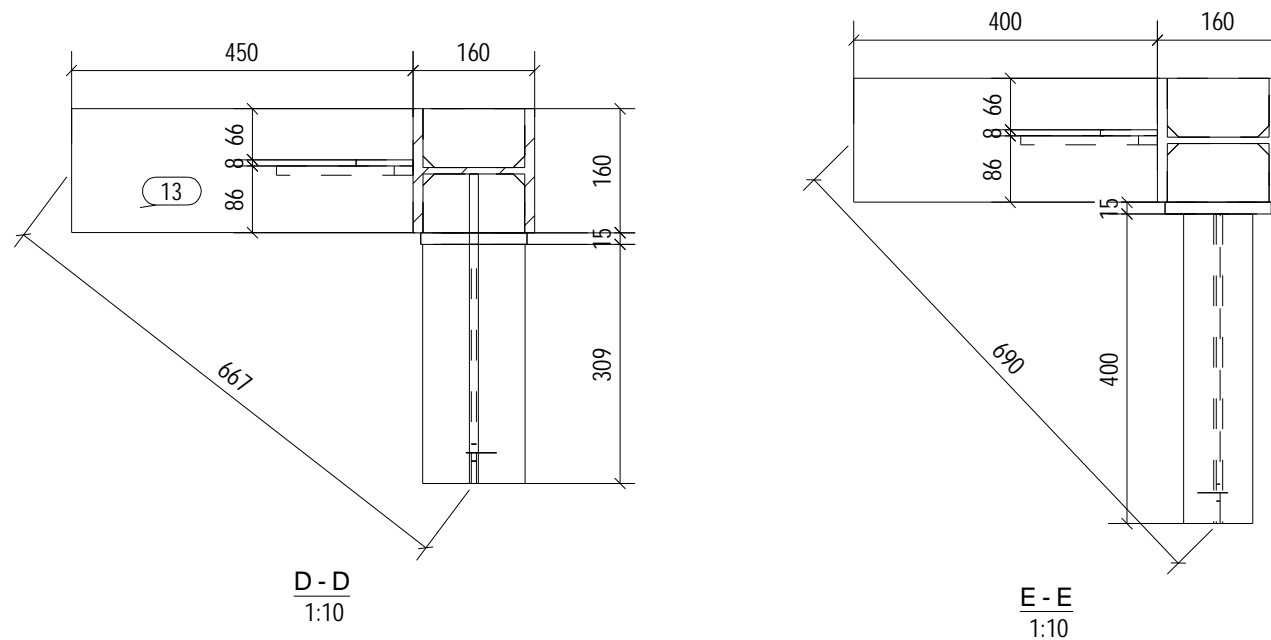
| MARK | Size | Grade | No. | Length (mm) | Area (m ²) | Weight (kg) |
|--------------|----------|--------|-----|-------------|------------------------|--------------|
| 1 | PL1*20 | S235JR | 1 | 60 | 0.003 | 0.0 |
| 2 | HEB160 | S235JR | 1 | 5970 | 5.480 | 254.2 |
| 13 | PL20*160 | S235JR | 1 | 450 | 0.168 | 11.3 |
| 14 | PL20*160 | S235JR | 1 | 400 | 0.150 | 10.0 |
| 19 | IPE180 | S235JR | 1 | 400 | 0.279 | 7.5 |
| 25 | PL12*250 | S235JR | 1 | 400 | 0.216 | 9.4 |
| 26 | PL12*90 | S235JR | 2 | 180 | 0.056 | 2.1 |
| 27 | PL12*304 | S235JR | 1 | 336 | 0.199 | 8.7 |
| 30 | PL12*76 | S235JR | 8 | 134 | 0.198 | 7.5 |
| 32 | PL12*250 | S235JR | 1 | 400 | 0.212 | 9.2 |
| 37 | PL8*75 | S235JR | 1 | 150 | 0.026 | 0.7 |
| 38 | PL8*75 | S235JR | 1 | 120 | 0.021 | 0.6 |
| 56 | PL15*140 | S235JR | 1 | 350 | 0.113 | 5.8 |
| 57 | PL15*140 | S235JR | 1 | 450 | 0.144 | 7.4 |
| 61 | IPE270 | S235JR | 1 | 309 | 0.322 | 11.1 |
| 64 | PL10*150 | S235JR | 1 | 500 | 0.163 | 5.9 |
| 65 | PL10*150 | S235JR | 4 | 160 | 0.217 | 7.5 |
| 66 | PL10*150 | S235JR | 2 | 244 | 0.162 | 5.7 |
| BPL2/1 | PL30*500 | S235JR | 1 | 500 | 0.560 | 58.9 |
| Total | | | | | 8.689 | 423.7 |



| No | REV MARK | REVISION DESCRIPTION | REV. DATE |
|-----------------------------|----------|----------------------|-----------|
| CLIENT | | | |
| PRINT DATE FOR FABRICATION: | | | |
| PROJECT NAME | | Elec-Post | |
| DRAWING NAME | | [C1.7] | ISSUED |
| MODELLED BY | | SCALE | AS SHOWN |
| CHECKED BY | | REVISION No. | 0 |



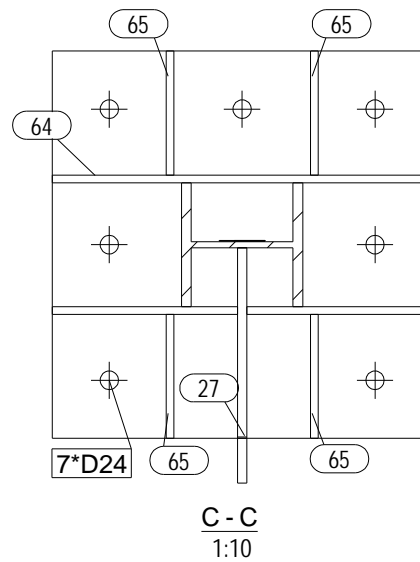
| No | REV MARK | REVISION DESCRIPTION | REV. DATE |
|-----------------------------|----------|----------------------|-----------------------|
| CLIENT | | | |
| PRINT DATE FOR FABRICATION: | | | |
| PROJECT NAME | | Elec-Post | |
| DRAWING NAME | | [C1.8] | ISSUED |
| MODELLED BY | | | SCALE AS SHOWN |
| CHECKED BY | | | REVISION No. 0 |



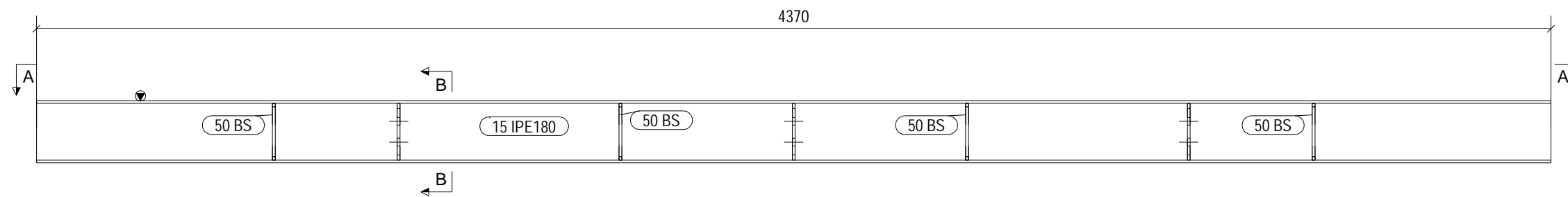
C1/8 No = 1

SHOP MATERIAL LIST FOR 1 ASSEMBLY

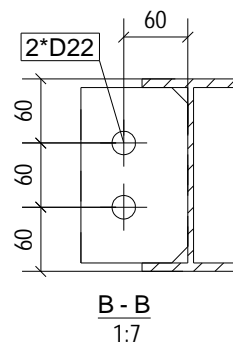
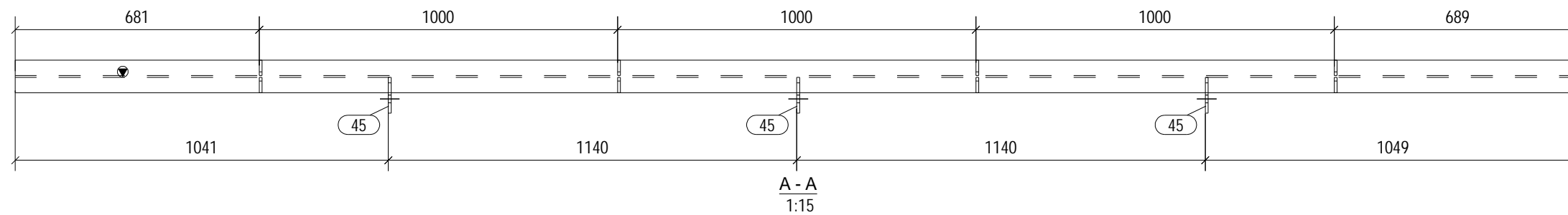
| MARK | Size | Grade | No. | Length (mm) | Area (m ²) | Weight (kg) |
|--------------|----------|--------|-----|-------------|------------------------|--------------|
| 1 | PL1*20 | S235JR | 1 | 60 | 0.003 | 0.0 |
| 2 | HEB160 | S235JR | 1 | 5970 | 5.480 | 254.2 |
| 13 | PL20*160 | S235JR | 1 | 450 | 0.168 | 11.3 |
| 14 | PL20*160 | S235JR | 1 | 400 | 0.150 | 10.0 |
| 19 | IPE180 | S235JR | 1 | 400 | 0.279 | 7.5 |
| 25 | PL12*250 | S235JR | 1 | 400 | 0.216 | 9.4 |
| 26 | PL12*90 | S235JR | 2 | 180 | 0.056 | 2.1 |
| 27 | PL12*304 | S235JR | 1 | 336 | 0.199 | 8.7 |
| 30 | PL12*76 | S235JR | 8 | 134 | 0.198 | 7.5 |
| 32 | PL12*250 | S235JR | 1 | 400 | 0.212 | 9.2 |
| 37 | PL8*75 | S235JR | 1 | 150 | 0.026 | 0.7 |
| 38 | PL8*75 | S235JR | 1 | 120 | 0.021 | 0.6 |
| 56 | PL15*140 | S235JR | 1 | 350 | 0.113 | 5.8 |
| 57 | PL15*140 | S235JR | 1 | 450 | 0.144 | 7.4 |
| 61 | IPE270 | S235JR | 1 | 309 | 0.322 | 11.1 |
| 64 | PL10*150 | S235JR | 1 | 500 | 0.163 | 5.9 |
| 65 | PL10*150 | S235JR | 4 | 160 | 0.217 | 7.5 |
| 66 | PL10*150 | S235JR | 2 | 244 | 0.162 | 5.7 |
| BPL2/1 | PL30*500 | S235JR | 1 | 500 | 0.560 | 58.9 |
| Total | | | | | 8.689 | 423.7 |



| No | REV MARK | REVISION DESCRIPTION | REV. DATE |
|-----------------------------|----------|----------------------|-----------------------|
| CLIENT | | | |
| PRINT DATE FOR FABRICATION: | | | |
| PROJECT NAME | | Elec-Post | |
| DRAWING NAME | | [C1.8] | ISSUED |
| MODELLED BY | | | SCALE AS SHOWN |
| CHECKED BY | | | REVISION No. 0 |

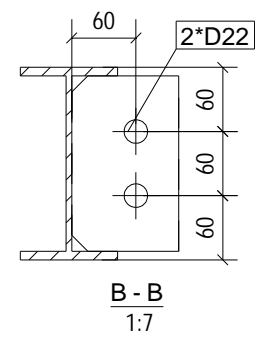
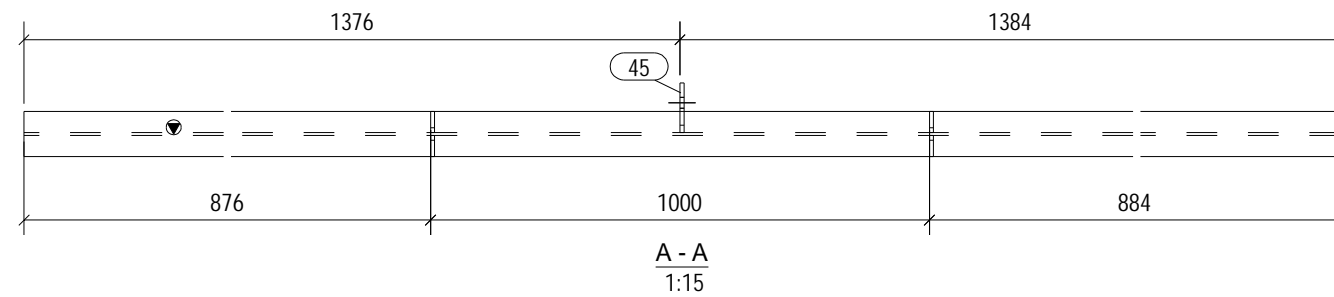
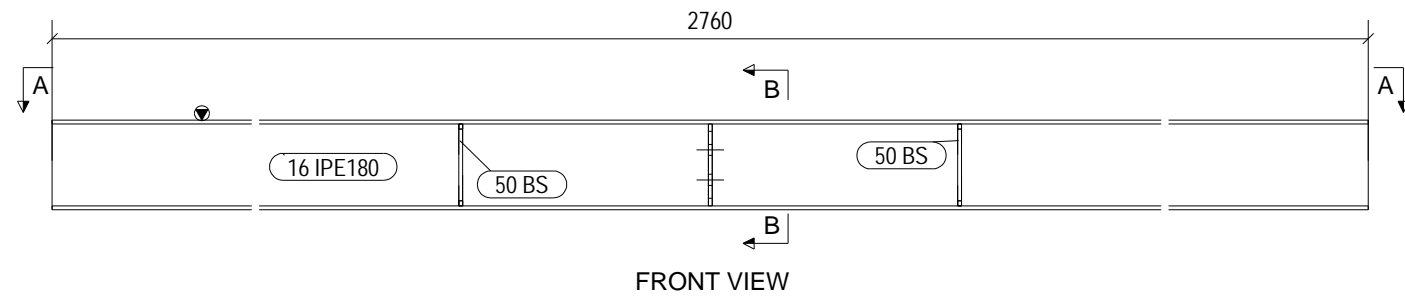


FRONT VIEW



| MATERIAL LIST FOR ASSEMBLY MK'D | | | | | | J18/1 | No= 2 |
|---------------------------------|---------|----------|-----|--------|--------|-------|-------|
| Mark | Profile | Material | No. | Length | Weight | | |
| 15 | IPE180 | S235JR | 1 | 4370 | 82.0 | | |
| 45 | PL8*100 | S235JR | 3 | 164 | 1.0 | | |
| 50 | PL8*43 | S235JR | 8 | 164 | 0.4 | | |
| | | | | | Total | 88.5 | |

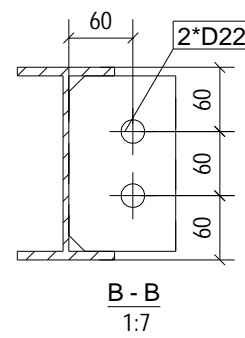
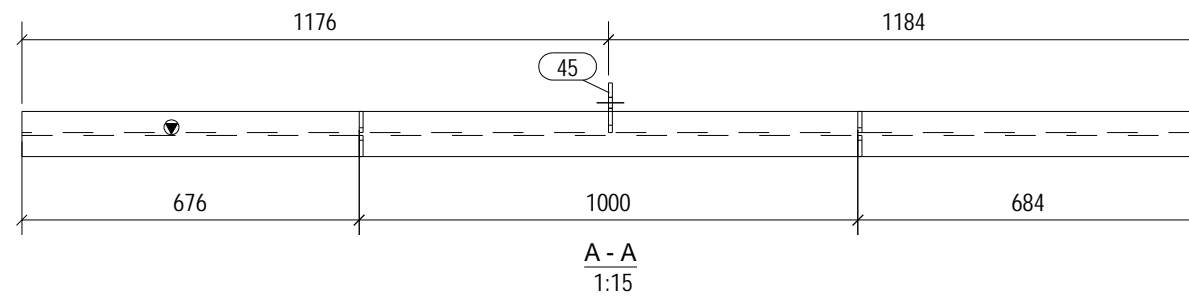
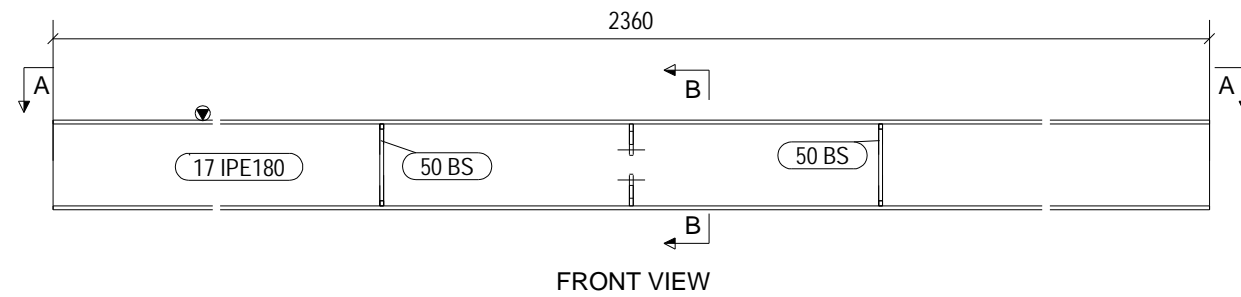
| No | REV MARK | REVISION DESCRIPTION | REV. DATE |
|-----------------------------|----------|----------------------|----------------|
| CLIENT | | | |
| PRINT DATE FOR FABRICATION: | | | |
| PROJECT NAME | | Elec-Post | |
| DRAWING NAME | | [J18.1] | ISSUED |
| MODELLED BY | | | SCALE AS SHOWN |
| CHECKED BY | | | REVISION No. 0 |



MATERIAL LIST FOR ASSEMBLY MK'D J18/2 No= 2

| Mark | Profile | Material | No. | Length | Weight |
|-------|---------|----------|-----|--------|--------|
| 16 | IPE180 | S235JR | 1 | 2760 | 51.8 |
| 45 | PL8*100 | S235JR | 1 | 164 | 1.0 |
| 50 | PL8*43 | S235JR | 4 | 164 | 0.4 |
| Total | | | | | 54.5 |

| No | REV MARK | REVISION DESCRIPTION | REV. DATE |
|-----------------------------|----------|----------------------|----------------|
| CLIENT | | | |
| PRINT DATE FOR FABRICATION: | | | |
| PROJECT NAME | | Elec-Post | |
| DRAWING NAME | | [J18.2] | ISSUED |
| MODELLER BY | | | SCALE AS SHOWN |
| CHECKED BY | | | REVISION No. 0 |

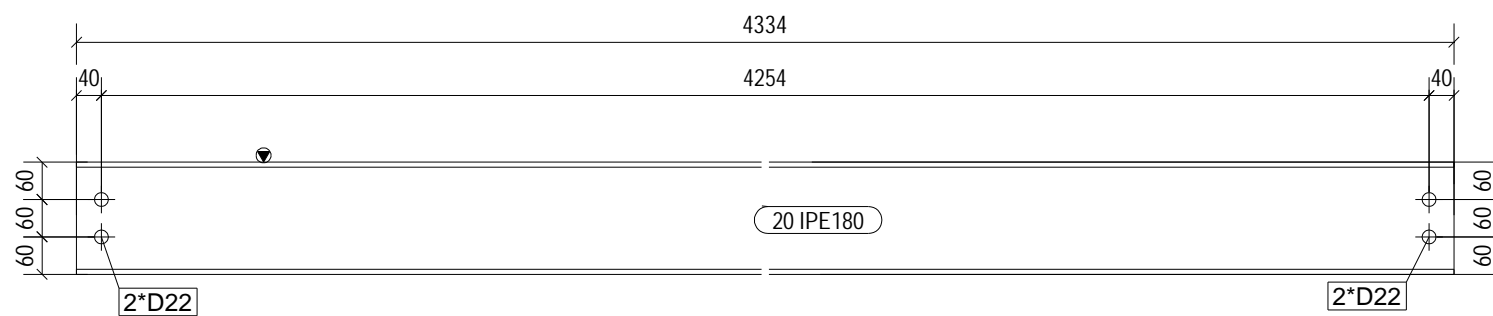


MATERIAL LIST FOR ASSEMBLY MK'D J18/3 No= 2

| Mark | Profile | Material | No. | Length | Weight |
|-------|---------|----------|-----|--------|--------|
| 17 | IPE180 | S235JR | 1 | 2360 | 44.3 |
| 45 | PL8*100 | S235JR | 1 | 164 | 1.0 |
| 50 | PL8*43 | S235JR | 4 | 164 | 0.4 |
| Total | | | | | 47.0 |

| No | REV MARK | REVISION DESCRIPTION | REV. DATE |
|-----------------------------|----------|----------------------|----------------|
| CLIENT | | | |
| PRINT DATE FOR FABRICATION: | | | |
| PROJECT NAME | | Elec-Post | |
| DRAWING NAME | | [J18.3] | ISSUED |
| MODELLED BY | | | SCALE AS SHOWN |
| CHECKED BY | | | REVISION No. 0 |

Tekla structures

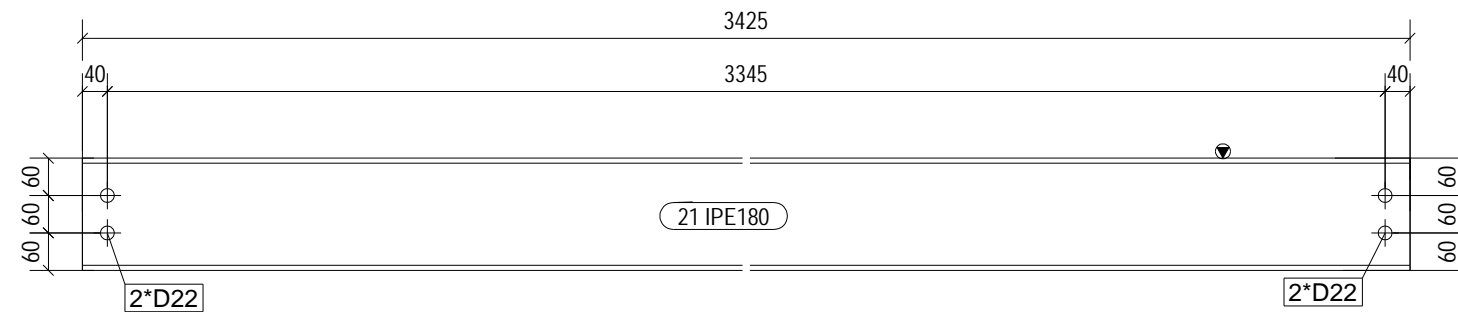


FRONT VIEW

Tekla structures

| MATERIAL LIST FOR ASSEMBLY MK'D | | | | | | J18/5 | No= 6 |
|---------------------------------|---------|----------|-----|--------|--------|-------|-------|
| Mark | Profile | Material | No. | Length | Weight | | |
| 20 | IPE180 | S235JR | 1 | 4334 | 81.3 | | |
| Total | | | | | 81.3 | | |

| No | REV MARK | REVISION DESCRIPTION | REV. DATE |
|-----------------------------|----------|----------------------|----------------|
| CLIENT | | | |
| PRINT DATE FOR FABRICATION: | | | |
| PROJECT NAME | | Elec-Post | |
| DRAWING NAME | | [J18.5] | ISSUED |
| MODELLED BY | | | SCALE AS SHOWN |
| CHECKED BY | | | REVISION No. 0 |

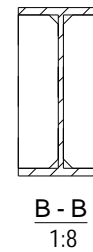
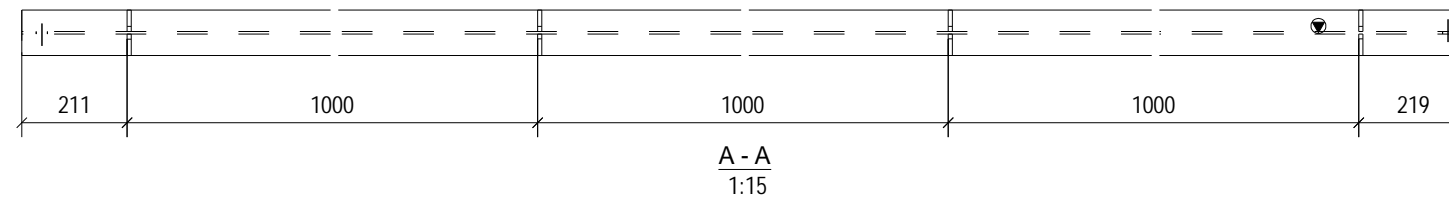
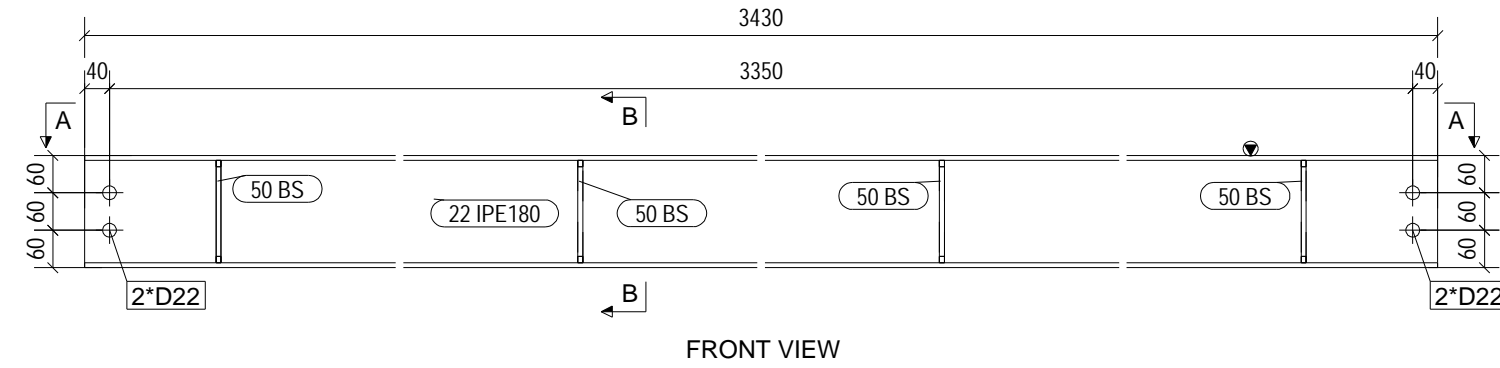


FRONT VIEW

Tekla structures

| MATERIAL LIST FOR ASSEMBLY MK'D J18/6 No= 11 | | | | | |
|--|---------|----------|-----|--------|--------|
| Mark | Profile | Material | No. | Length | Weight |
| 21 | IPE180 | S235JR | 1 | 3425 | 64.3 |
| Total | | | | | 64.3 |

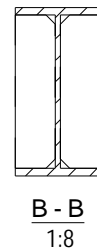
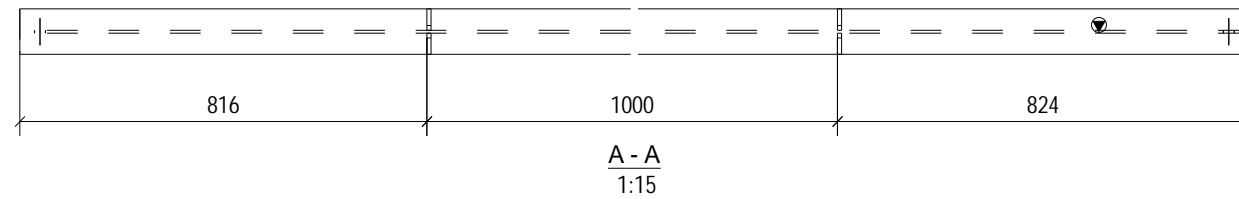
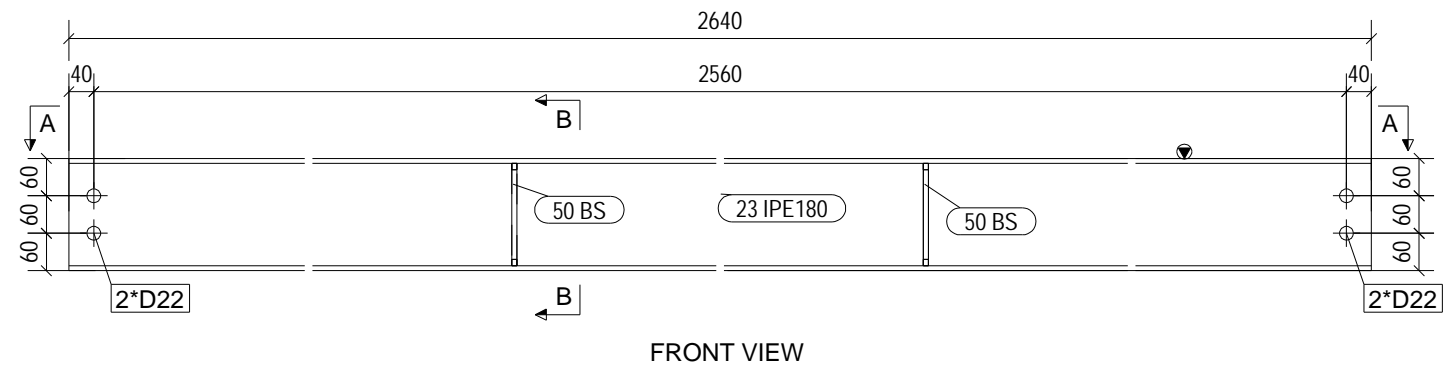
| No | REV MARK | REVISION DESCRIPTION | REV. DATE |
|-----------------------------|----------|----------------------|----------------|
| CLIENT | | | |
| PRINT DATE FOR FABRICATION: | | | |
| PROJECT NAME | | Elec-Post | |
| DRAWING NAME | | [J18.6] | ISSUED |
| MODELLED BY | | | SCALE AS SHOWN |
| CHECKED BY | | | REVISION No. 0 |



Tekla structures

| MATERIAL LIST FOR ASSEMBLY MK'D | | | | | |
|---------------------------------|---------|----------|-----|--------|--------|
| Mark | Profile | Material | No. | Length | Weight |
| 22 | IPE180 | S235JR | 1 | 3430 | 64.4 |
| 50 | PL8*43 | S235JR | 8 | 164 | 0.4 |
| | | | | Total | 67.8 |

| No | REV MARK | REVISION DESCRIPTION | REV. DATE |
|-----------------------------|----------|----------------------|----------------|
| CLIENT | | | |
| PRINT DATE FOR FABRICATION: | | | |
| PROJECT NAME | | Elec-Post | |
| DRAWING NAME | | [J18.7] | ISSUED |
| MODELLED BY | | | SCALE AS SHOWN |
| CHECKED BY | | | REVISION No. 0 |




MATERIAL LIST FOR ASSEMBLY MK'D

| Mark | Profile | Material | No. | Length | Weight |
|-------|---------|----------|-----|--------|--------|
| 23 | IPE180 | S235JR | 1 | 2640 | 49.5 |
| 50 | PL8*43 | S235JR | 4 | 164 | 0.4 |
| Total | | | | | 51.3 |

J18/8 No= 2

| No | REV MARK | REVISION DESCRIPTION | REV. DATE |
|-----------------------------|----------|----------------------|-----------|
| CLIENT | | | |
| PRINT DATE FOR FABRICATION: | | | |
| PROJECT NAME | | Elec-Post | |
| DRAWING NAME | | J18.8 | ISSUED |
| MODELLED BY | | SCALE AS SHOWN | |
| CHECKED BY | | REVISION No. 0 | |

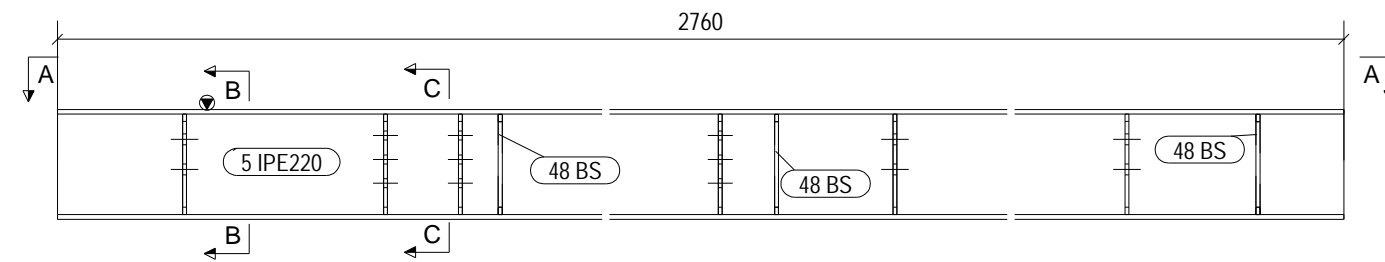


FRONT VIEW

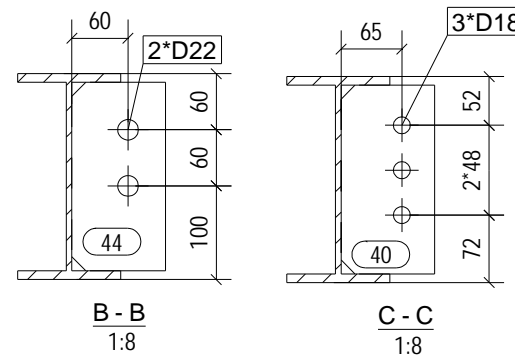
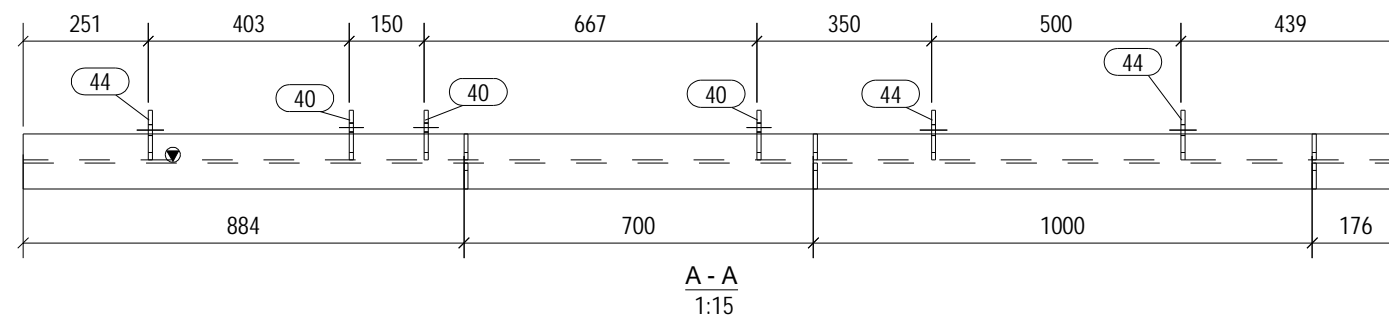
Tekla structures

| MATERIAL LIST FOR ASSEMBLY MK'D | | | | | | J20/2 | No= 6 |
|---------------------------------|---------|----------|-----|--------|--------|-------|-------|
| Mark | Profile | Material | No. | Length | Weight | | |
| 8 | IPE200 | S235JR | 1 | 3424 | 76.6 | | |
| Total | | | | | 76.6 | | |

| No | REV MARK | REVISION DESCRIPTION | REV. DATE |
|-----------------------------|----------|----------------------|----------------|
| CLIENT | | | |
| PRINT DATE FOR FABRICATION: | | | |
| PROJECT NAME | | Elec-Post | |
| DRAWING NAME | | [J20.2] | ISSUED |
| MODELLED BY | | | SCALE AS SHOWN |
| CHECKED BY | | | REVISION No. 0 |

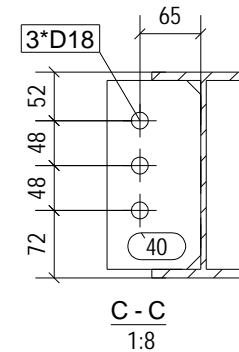
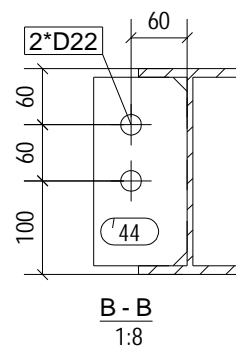
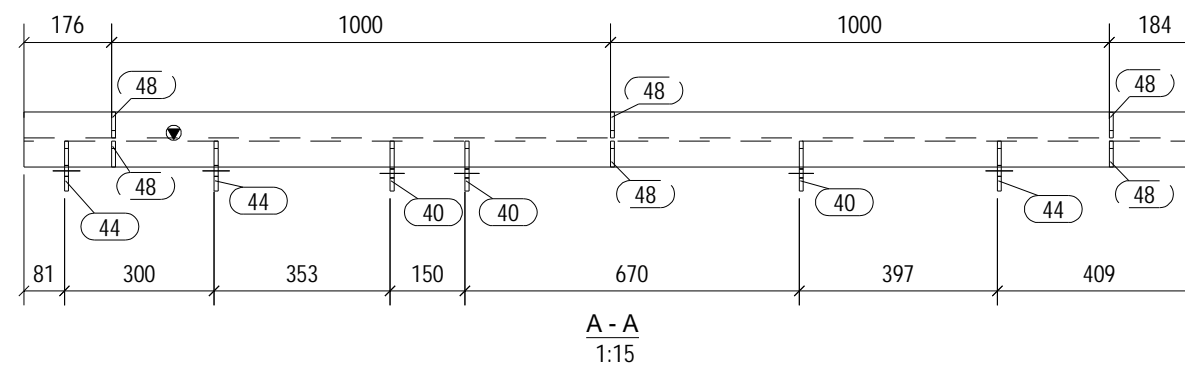
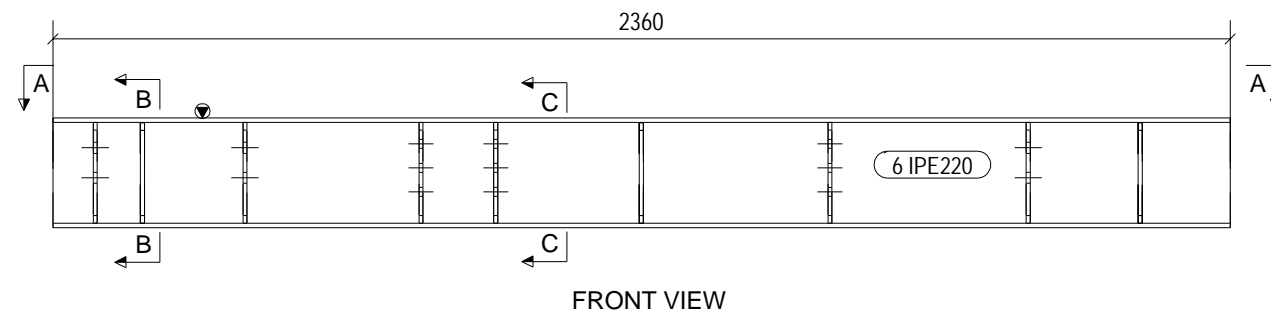


FRONT VIEW



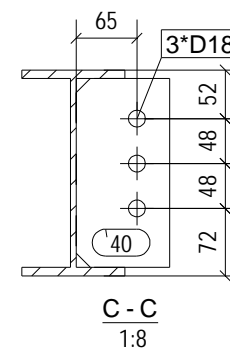
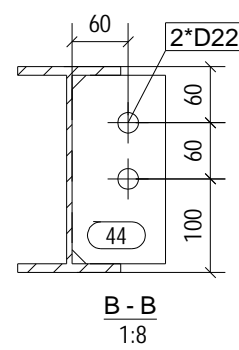
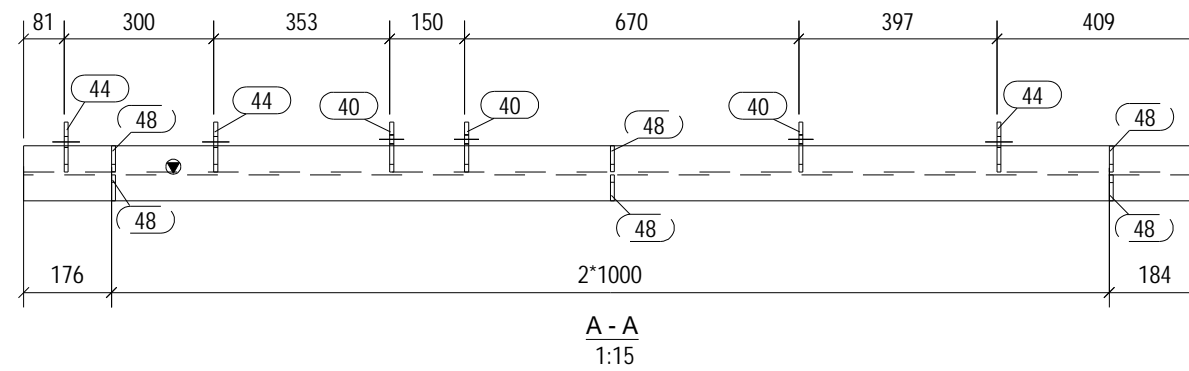
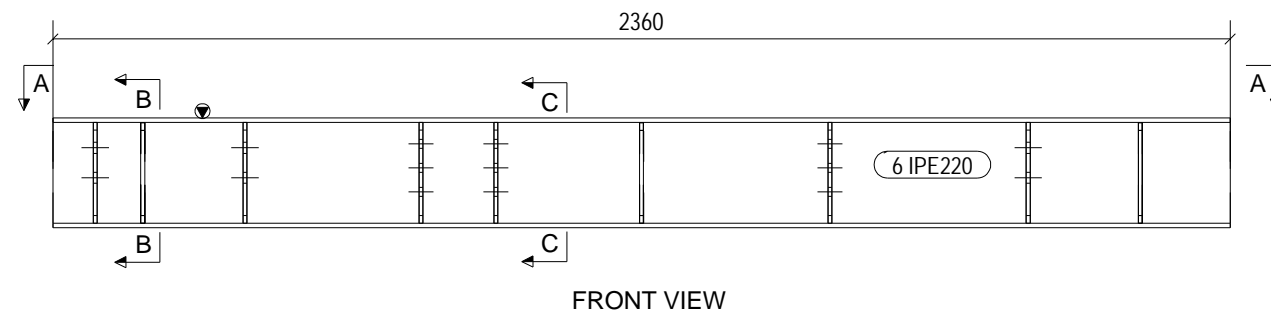
| MATERIAL LIST FOR ASSEMBLY MK'D | | | | | | J22/1 | No= 1 |
|---------------------------------|---------|----------|-----|--------|--------|-------|-------|
| Mark | Profile | Material | No. | Length | Weight | | |
| 5 | IPE220 | S235JR | 1 | 2760 | 72.4 | | |
| 40 | PL8*100 | S235JR | 3 | 202 | 1.3 | | |
| 44 | PL8*100 | S235JR | 3 | 202 | 1.3 | | |
| 48 | PL8*52 | S235JR | 6 | 201 | 0.6 | | |
| | | | | | Total | 83.7 | |

| No | REV MARK | REVISION DESCRIPTION | REV. DATE |
|-----------------------------|----------|----------------------|----------------|
| CLIENT | | | |
| PRINT DATE FOR FABRICATION: | | | |
| PROJECT NAME | | Elec-Post | |
| DRAWING NAME | | J22.1 | ISSUED |
| MODELLED BY | | | SCALE AS SHOWN |
| CHECKED BY | | | REVISION No. 0 |



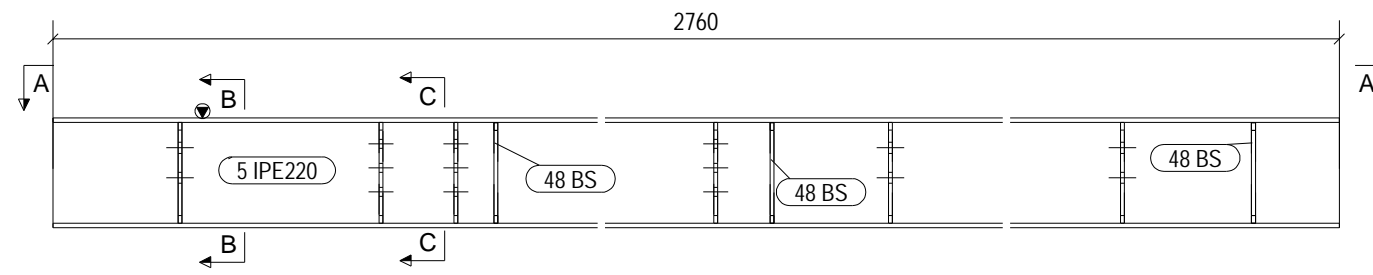
| MATERIAL LIST FOR ASSEMBLY MK'D | | | | | | J22/2 | No= 1 |
|---------------------------------|---------|----------|-----|--------|--------|-------|-------|
| Mark | Profile | Material | No. | Length | Weight | | |
| 6 | IPE220 | S235JR | 1 | 2360 | 61.9 | | |
| 40 | PL8*100 | S235JR | 3 | 202 | 1.3 | | |
| 44 | PL8*100 | S235JR | 3 | 202 | 1.3 | | |
| 48 | PL8*52 | S235JR | 6 | 201 | 0.6 | | |
| Total | | | | | | | 73.2 |

| No | REV MARK | REVISION DESCRIPTION | REV. DATE |
|-----------------------------|----------|----------------------|----------------|
| CLIENT | | | |
| PRINT DATE FOR FABRICATION: | | | |
| PROJECT NAME | | Elec-Post | |
| DRAWING NAME | | J22.2 | ISSUED |
| MODELLED BY | | | SCALE AS SHOWN |
| CHECKED BY | | | REVISION No. 0 |

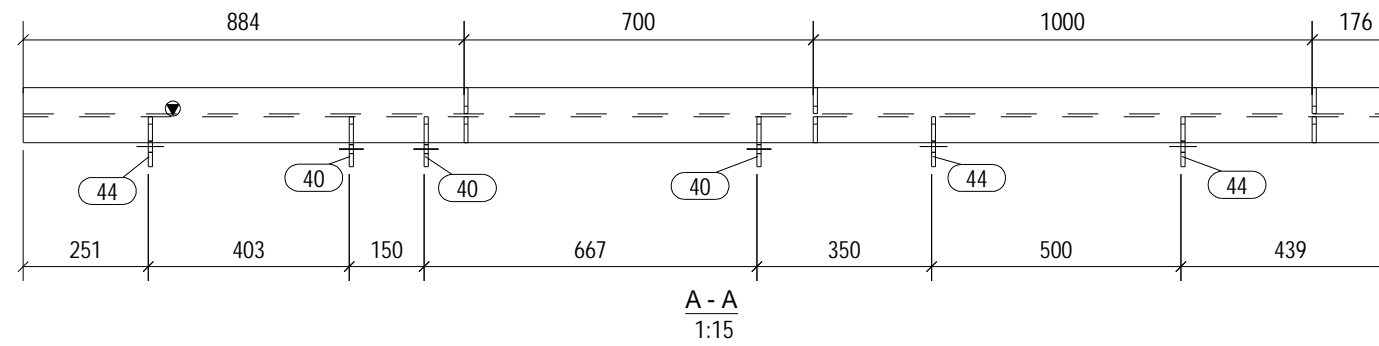


| MATERIAL LIST FOR ASSEMBLY MK'D | | | | | | J22/3 | No= 1 |
|---------------------------------|---------|----------|-----|--------|--------|-------|-------|
| Mark | Profile | Material | No. | Length | Weight | | |
| 6 | IPE220 | S235JR | 1 | 2360 | 61.9 | | |
| 40 | PL8*100 | S235JR | 3 | 202 | 1.3 | | |
| 44 | PL8*100 | S235JR | 3 | 202 | 1.3 | | |
| 48 | PL8*52 | S235JR | 6 | 201 | 0.6 | | |
| | | | | | | Total | 73.2 |

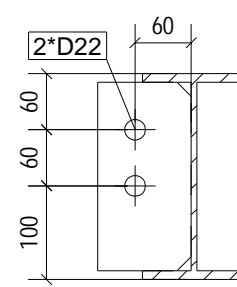
| No | REV MARK | REVISION DESCRIPTION | REV. DATE |
|-----------------------------|----------|----------------------|----------------|
| CLIENT | | | |
| PRINT DATE FOR FABRICATION: | | | |
| PROJECT NAME | | Elec-Post | |
| DRAWING NAME | | J22.3 | ISSUED |
| MODELLED BY | | | SCALE AS SHOWN |
| CHECKED BY | | | REVISION No. 0 |



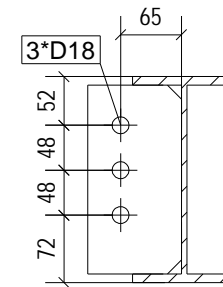
FRONT VIEW



A - A
1:15



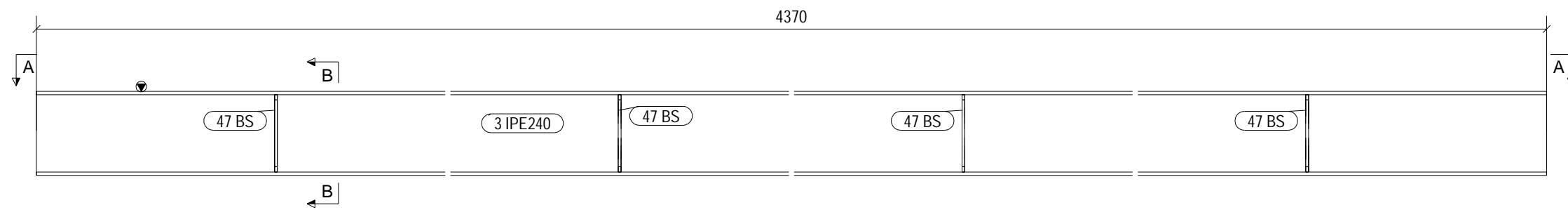
B - B
1:8



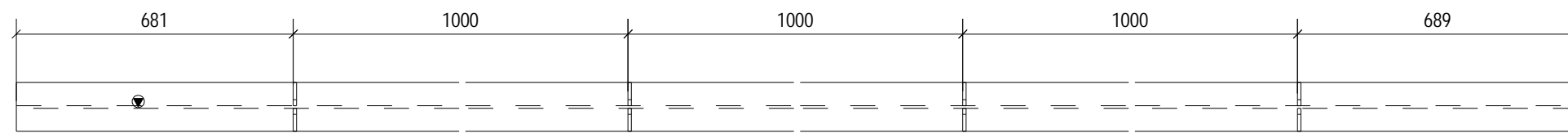
C - C
1:8

| MATERIAL LIST FOR ASSEMBLY MK'D | | | | | | J22/4 | No= 1 |
|---------------------------------|---------|----------|-----|--------|--------|-------|-------|
| Mark | Profile | Material | No. | Length | Weight | | |
| 5 | IPE220 | S235JR | 1 | 2760 | 72.4 | | |
| 40 | PL8*100 | S235JR | 3 | 202 | 1.3 | | |
| 44 | PL8*100 | S235JR | 3 | 202 | 1.3 | | |
| 48 | PL8*52 | S235JR | 6 | 201 | 0.6 | | |
| Total | | | | | | | 83.7 |

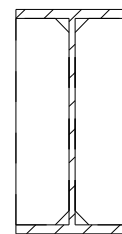
| No | REV MARK | REVISION DESCRIPTION | REV. DATE |
|-----------------------------|----------|----------------------|----------------|
| CLIENT | | | |
| PRINT DATE FOR FABRICATION: | | | |
| PROJECT NAME | | Elec-Post | |
| DRAWING NAME | | J22.4 | ISSUED |
| MODELLED BY | | | SCALE AS SHOWN |
| CHECKED BY | | | REVISION No. 0 |



FRONT VIEW



A - A
1:15



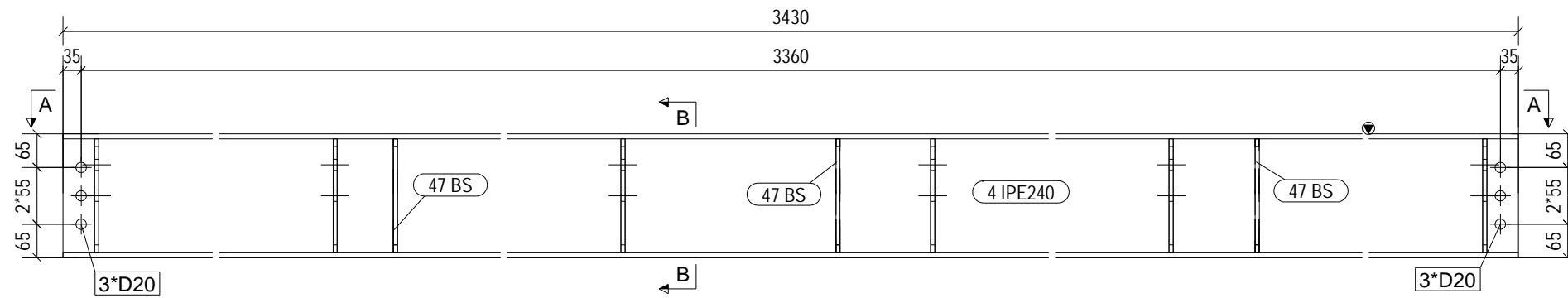
B - B
1:8

MATERIAL LIST FOR ASSEMBLY MK'D

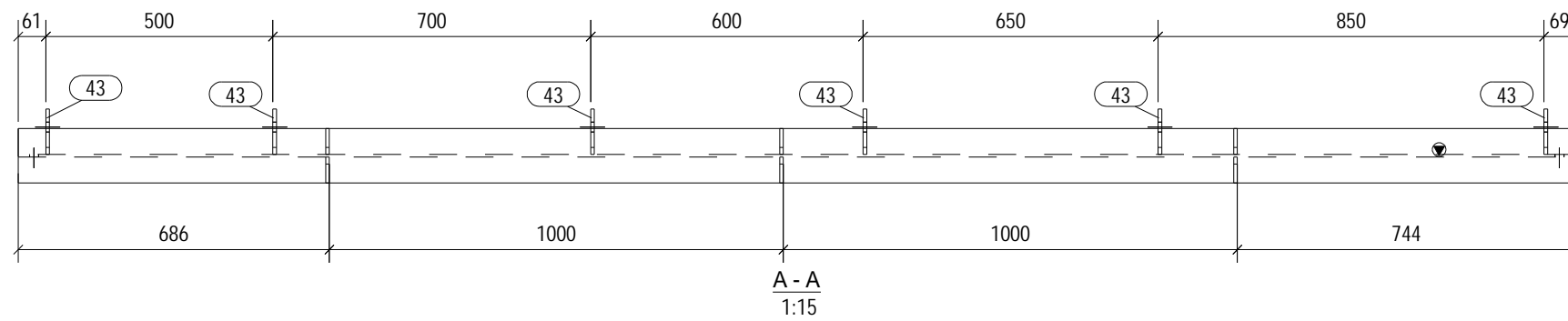
| Mark | Profile | Material | No. | Length | Weight |
|-------|---------|----------|-----|--------|--------|
| 3 | IPE240 | S235JR | 1 | 4370 | 134.1 |
| 47 | PL8*57 | S235JR | 8 | 220 | 0.8 |
| Total | | | | | 140.3 |

J24/1 No= 2

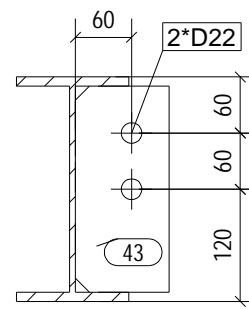
| No | REV MARK | REVISION DESCRIPTION | REV. DATE |
|-----------------------------|----------|----------------------|----------------|
| CLIENT | | | |
| PRINT DATE FOR FABRICATION: | | | |
| PROJECT NAME | | Elec-Post | |
| DRAWING NAME | | [J24.1] | ISSUED |
| MODELLED BY | | | SCALE AS SHOWN |
| CHECKED BY | | | REVISION No. 0 |



FRONT VIEW



A - A
1:15



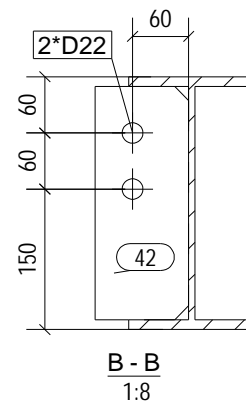
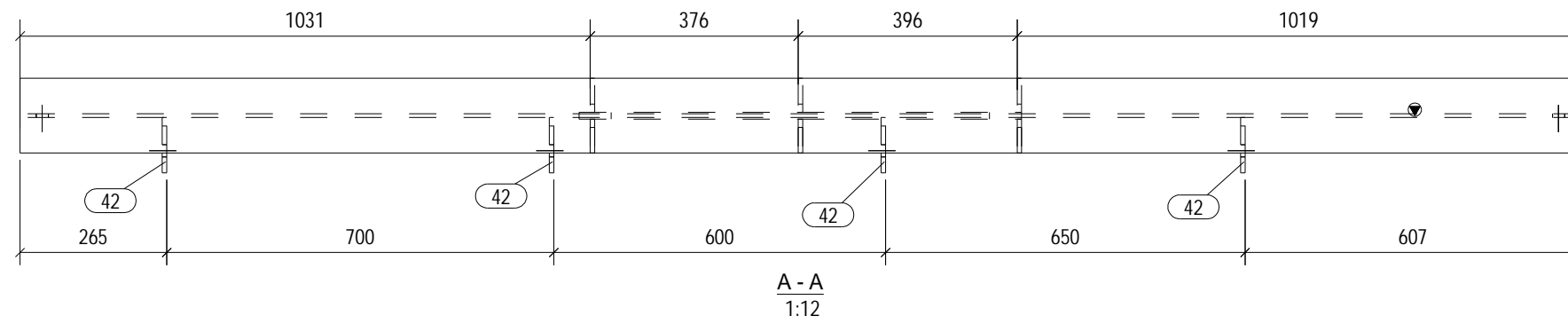
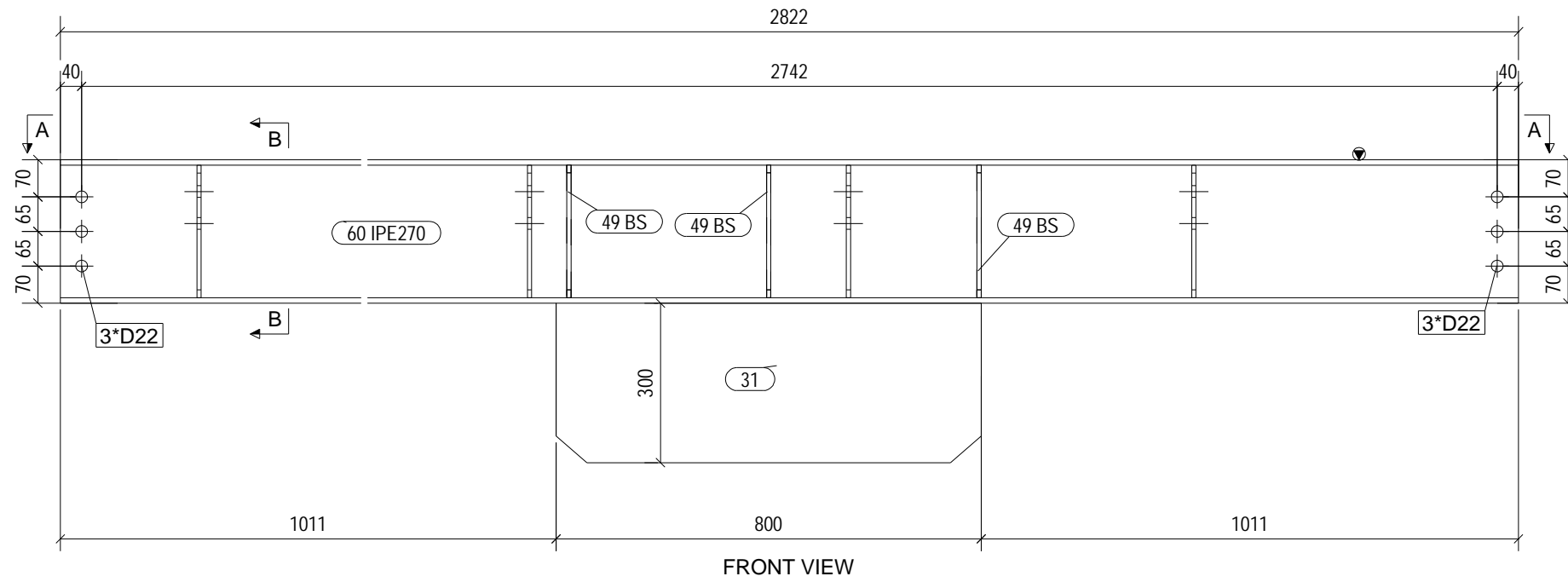
B - B
1:8

MATERIAL LIST FOR ASSEMBLY MK'D J24/2 No= 1

| Mark | Profile | Material | No. | Length | Weight |
|-------|---------|----------|-----|--------|--------|
| 4 | IPE240 | S235JR | 1 | 3430 | 105.3 |
| 43 | PL8*100 | S235JR | 6 | 220 | 1.4 |
| 47 | PL8*57 | S235JR | 6 | 220 | 0.8 |
| Total | | | | | 118.1 |

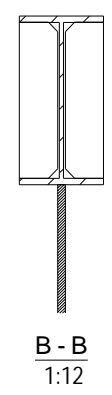
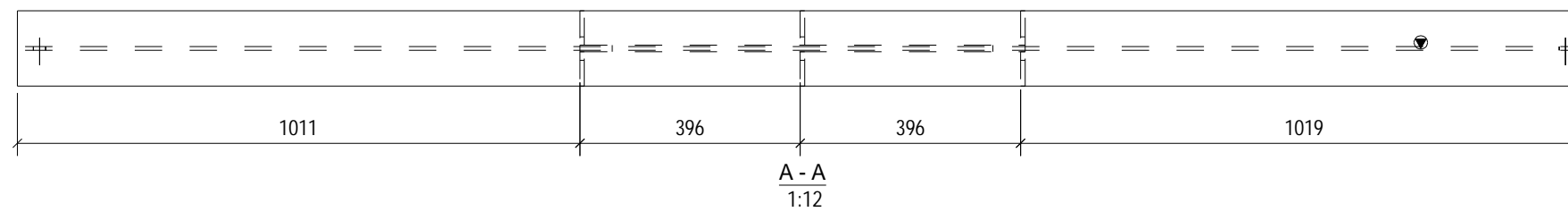
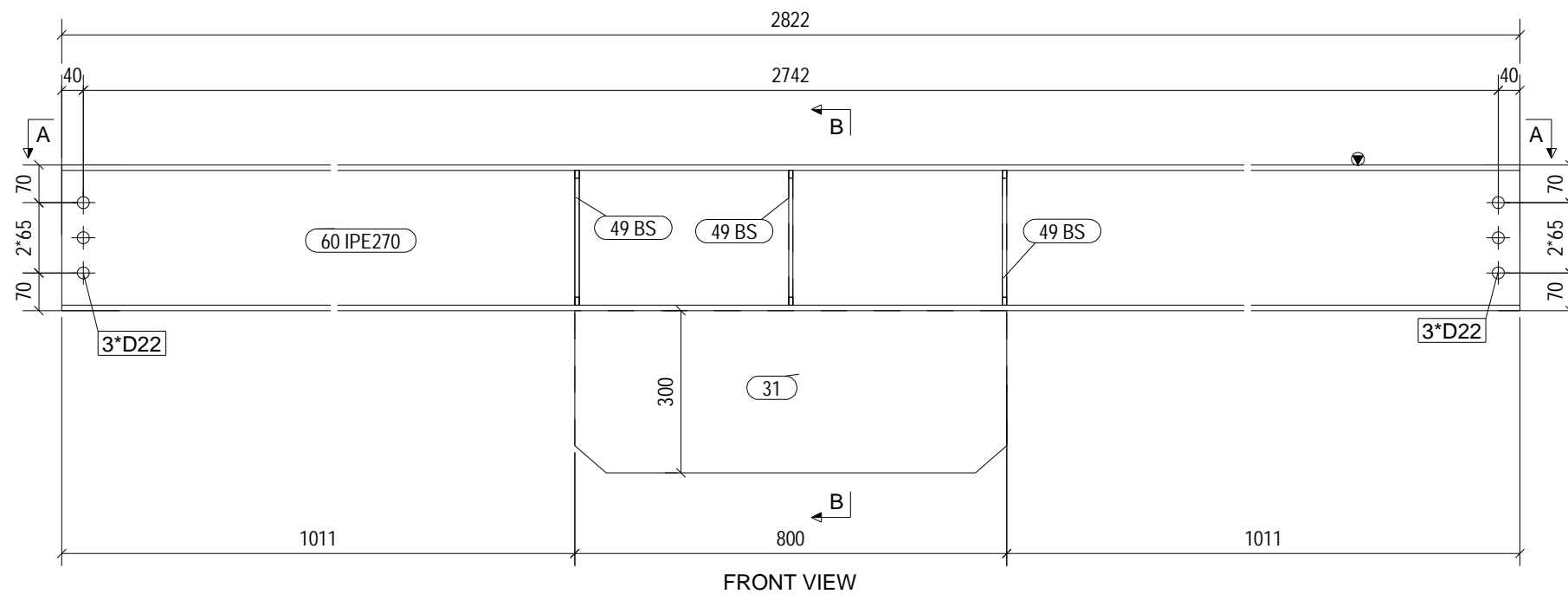
| No | REV MARK | REVISION DESCRIPTION | REV. DATE |
|-----------------------------|----------|----------------------|----------------|
| CLIENT | | | |
| PRINT DATE FOR FABRICATION: | | | |
| PROJECT NAME | | Elec-Post | |
| DRAWING NAME | | [J24.2] | ISSUED |
| MODELLED BY | | | SCALE AS SHOWN |
| CHECKED BY | | | REVISION No. 0 |

Tekla structures



| MATERIAL LIST FOR ASSEMBLY MK'D J27/1 No= 1 | | | | | |
|---|----------|----------|-----|--------|--------|
| Mark | Profile | Material | No. | Length | Weight |
| 31 | PL12*300 | S235JR | 1 | 800 | 22.3 |
| 42 | PL8*100 | S235JR | 4 | 250 | 1.6 |
| 49 | PL8*61 | S235JR | 6 | 250 | 1.0 |
| 60 | IPE270 | S235JR | 1 | 2822 | 101.7 |
| | | | | Total | 135.9 |

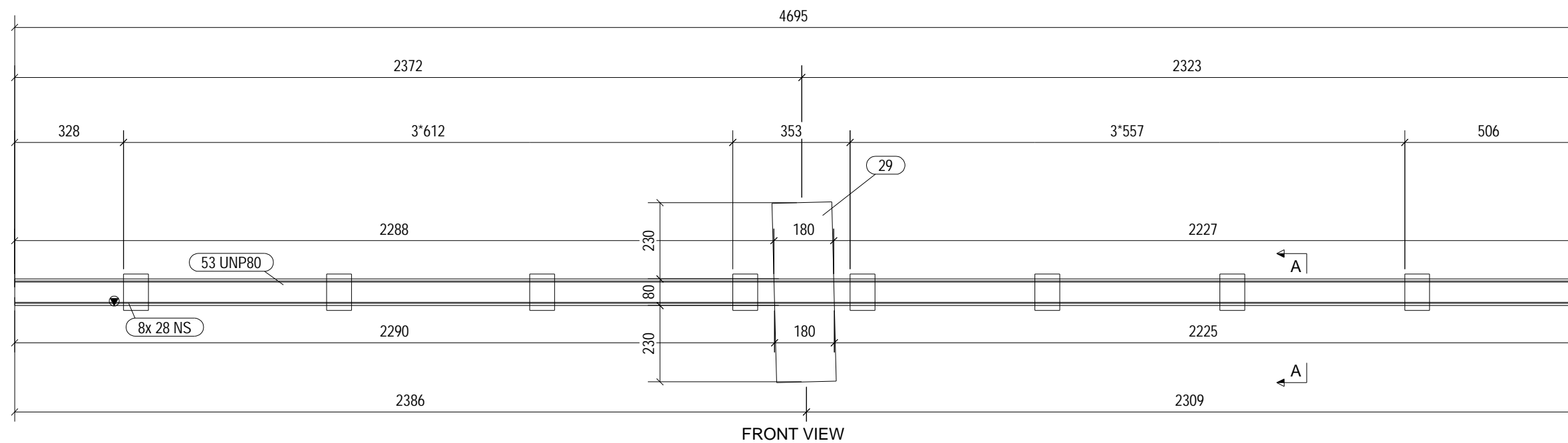
| No | REV MARK | REVISION DESCRIPTION | REV. DATE |
|-----------------------------|----------|----------------------|----------------|
| CLIENT | | | |
| PRINT DATE FOR FABRICATION: | | | |
| PROJECT NAME | | Elec-Post | |
| DRAWING NAME | | [J27.1] | ISSUED |
| MODELLED BY | | | SCALE AS SHOWN |
| CHECKED BY | | | REVISION No. 0 |



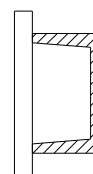
MATERIAL LIST FOR ASSEMBLY MK'D J27/2 No= 1

| Mark | Profile | Material | No. | Length | Weight |
|-------|----------|----------|-----|--------|--------|
| 31 | PL12*300 | S235JR | 1 | 800 | 22.3 |
| 49 | PL8*61 | S235JR | 6 | 250 | 1.0 |
| 60 | IPE270 | S235JR | 1 | 2822 | 101.7 |
| Total | | | | | 129.7 |

| No | REV MARK | REVISION DESCRIPTION | REV. DATE |
|-----------------------------|----------|----------------------|----------------|
| CLIENT | | | |
| PRINT DATE FOR FABRICATION: | | | |
| PROJECT NAME | | Elec-Post | |
| DRAWING NAME | | [J27.2] | ISSUED |
| MODELLED BY | | | SCALE AS SHOWN |
| CHECKED BY | | | REVISION No. 0 |



FRONT VIEW

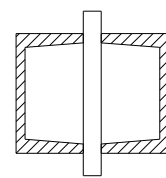
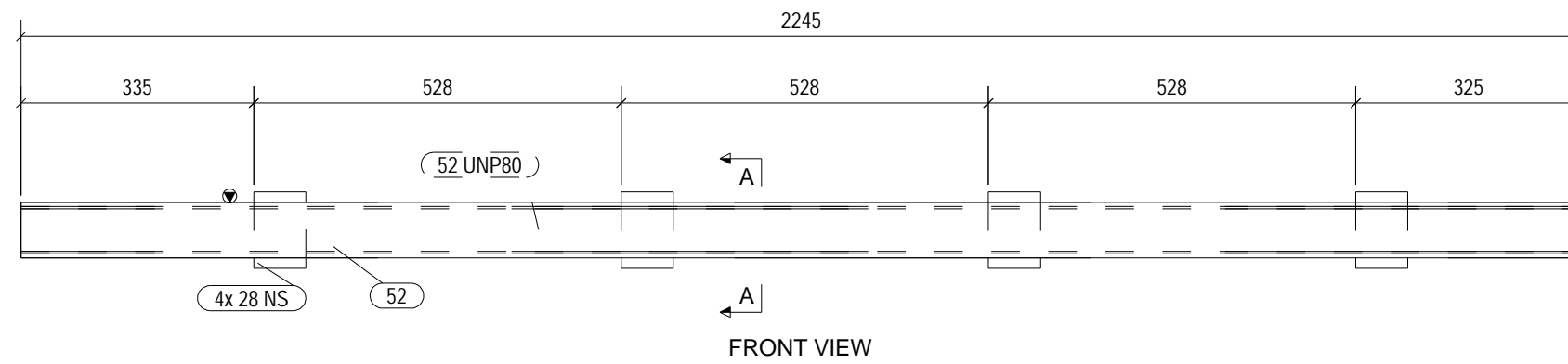


A - A
1:5

MATERIAL LIST FOR ASSEMBLY MK'D BR8/1 No= 2

| Mark | Profile | Material | No. | Length | Weight |
|------|----------|----------|-----|--------|--------|
| 28 | PL12*75 | S235JR | 8 | 110 | 0.8 |
| 29 | PL12*180 | S235JR | 1 | 540 | 9.2 |
| 53 | UNP80 | S235JR | 1 | 4695 | 40.5 |
| | | | | Total | 55.9 |

| No | REV MARK | REVISION DESCRIPTION | REV. DATE |
|-----------------------------|----------|----------------------|----------------|
| CLIENT | | | |
| PRINT DATE FOR FABRICATION: | | | |
| PROJECT NAME | | Elec-Post | |
| DRAWING NAME | | [BR8.1] | ISSUED |
| MODELLED BY | | | SCALE AS SHOWN |
| CHECKED BY | | | REVISION No. 0 |

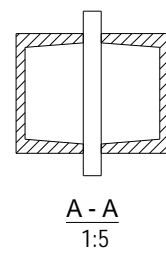
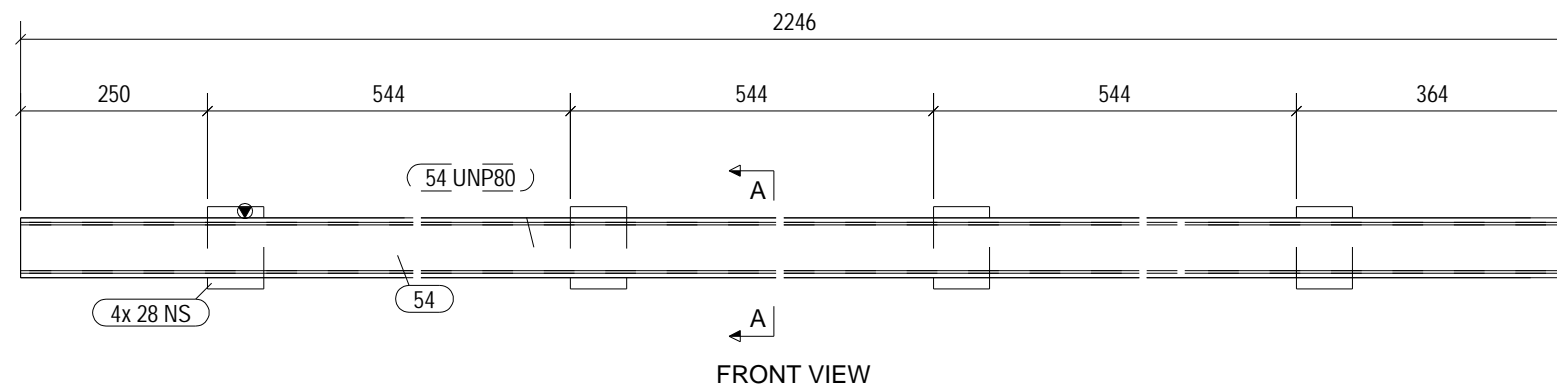


A - A
1:5

Tekla structures

| MATERIAL LIST FOR ASSEMBLY MK'D | | | | | |
|---------------------------------|---------|----------|-----|--------|--------|
| Mark | Profile | Material | No. | Length | Weight |
| 28 | PL12*75 | S235JR | 4 | 110 | 0.8 |
| 52 | UNP80 | S235JR | 2 | 2245 | 19.4 |
| Total | | | | | 41.9 |

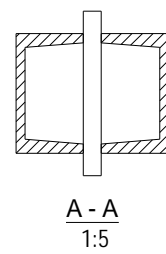
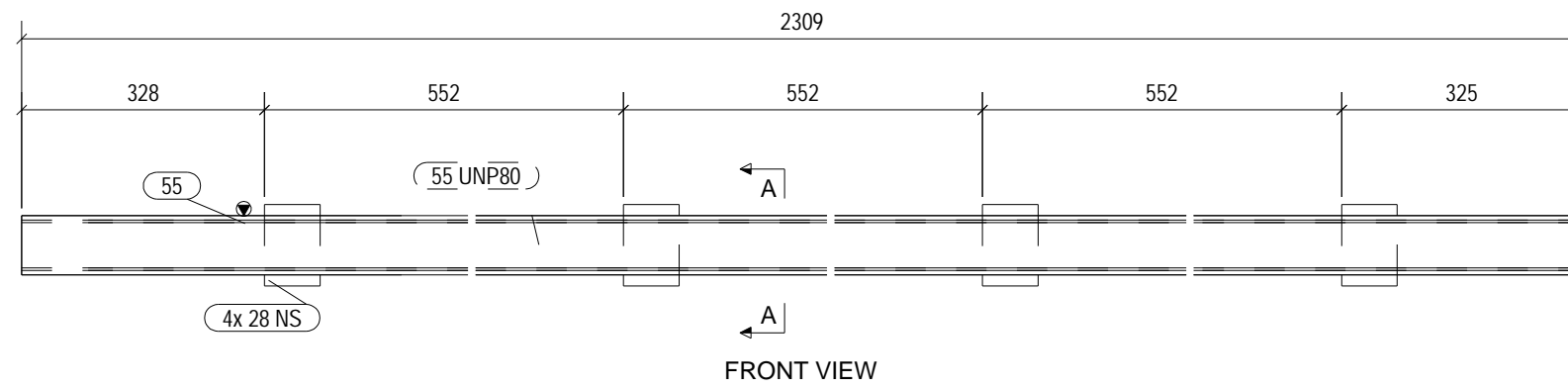
| No | REV MARK | REVISION DESCRIPTION | REV. DATE |
|-----------------------------|----------|----------------------|----------------|
| CLIENT | | | |
| PRINT DATE FOR FABRICATION: | | | |
| PROJECT NAME | | Elec-Post | |
| DRAWING NAME | | [BR8.2] | ISSUED |
| MODELLED BY | | | SCALE AS SHOWN |
| CHECKED BY | | | REVISION No. 0 |



Tekla structures

| MATERIAL LIST FOR ASSEMBLY MK'D | | | | | |
|---------------------------------|---------|----------|-----|--------|--------|
| Mark | Profile | Material | No. | Length | Weight |
| 28 | PL12*75 | S235JR | 4 | 110 | 0.8 |
| 54 | UNP80 | S235JR | 2 | 2246 | 19.4 |
| | | | | Total | 41.9 |

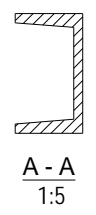
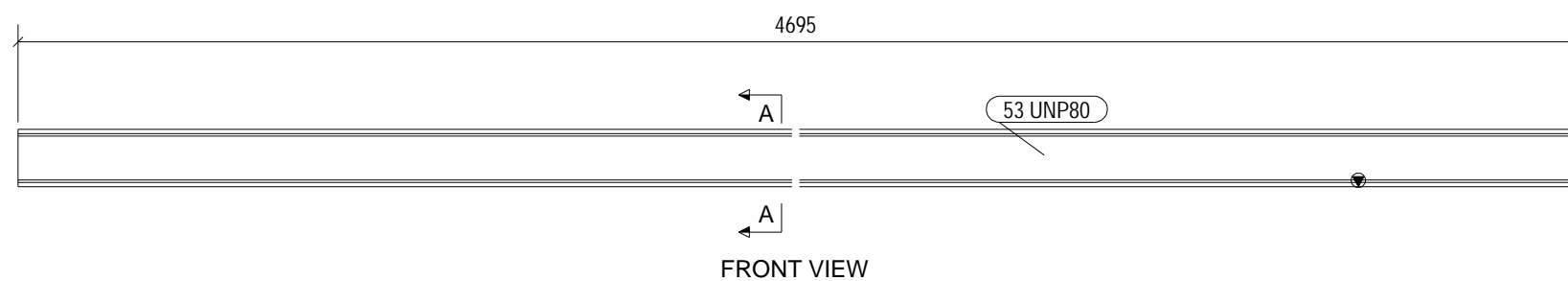
| No | REV MARK | REVISION DESCRIPTION | REV. DATE |
|-----------------------------|----------|----------------------|----------------|
| CLIENT | | | |
| PRINT DATE FOR FABRICATION: | | | |
| PROJECT NAME | | Elec-Post | |
| DRAWING NAME | | [BR8.3] | ISSUED |
| MODELLED BY | | | SCALE AS SHOWN |
| CHECKED BY | | | REVISION No. 0 |



MATERIAL LIST FOR ASSEMBLY MK'D

| Mark | Profile | Material | No. | Length | Weight |
|------|---------|----------|-----|--------|--------|
| 28 | PL12*75 | S235JR | 4 | 110 | 0.8 |
| 55 | UNP80 | S235JR | 2 | 2309 | 19.9 |
| | | | | Total | 43.0 |

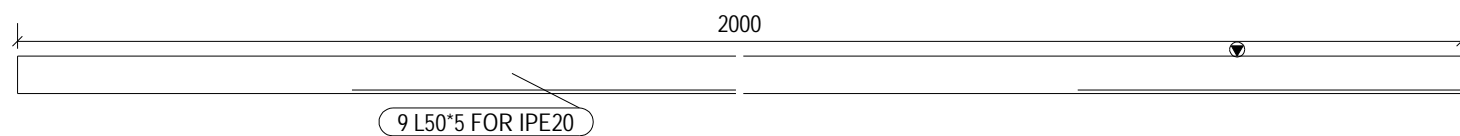
| No | REV MARK | REVISION DESCRIPTION | REV. DATE |
|-----------------------------|----------|----------------------|----------------|
| CLIENT | | | |
| PRINT DATE FOR FABRICATION: | | | |
| PROJECT NAME | | Elec-Post | |
| DRAWING NAME | | [BR8.4] | ISSUED |
| MODELLED BY | | | SCALE AS SHOWN |
| CHECKED BY | | | REVISION No. 0 |



Tekla structures

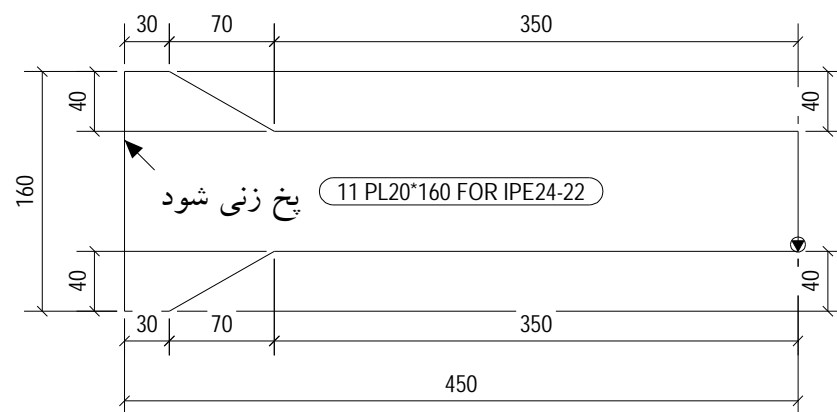
| MATERIAL LIST FOR ASSEMBLY MK'D | | | | | | BR8/5 | No= 2 |
|---------------------------------|---------|----------|-----|--------|--------|-------|-------|
| Mark | Profile | Material | No. | Length | Weight | | |
| 53 | UNP80 | S235JR | 1 | 4695 | 40.5 | | |
| Total | | | | | | 40.5 | |

| No | REV MARK | REVISION DESCRIPTION | REV. DATE |
|-----------------------------|----------|----------------------|----------------|
| CLIENT | | | |
| PRINT DATE FOR FABRICATION: | | | |
| PROJECT NAME | | Elec-Post | |
| DRAWING NAME | | [BR8.5] | ISSUED |
| MODELLED BY | | | SCALE AS SHOWN |
| CHECKED BY | | | REVISION No. 0 |

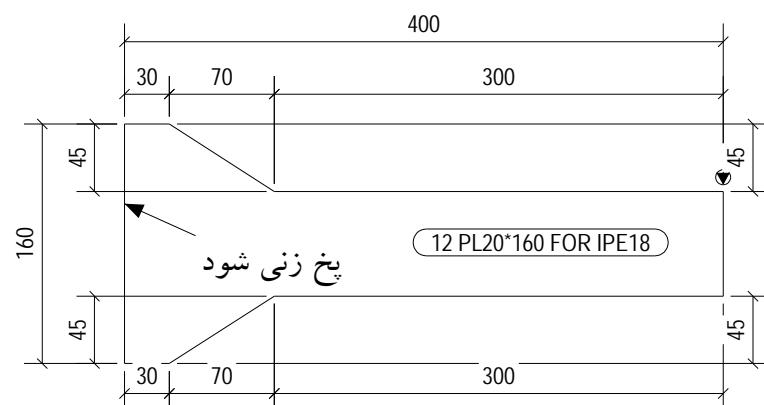


FRONT VIEW

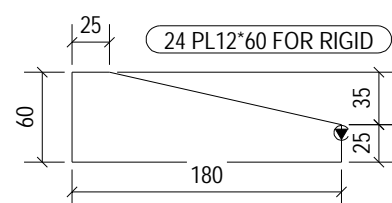
No. 6, Marked T/1



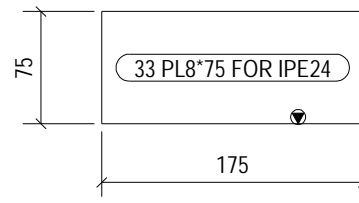
No. 12, Marked T/2



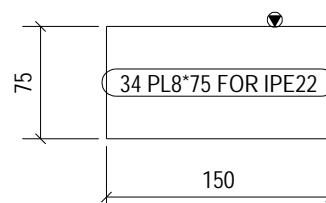
No. 12, Marked T/3



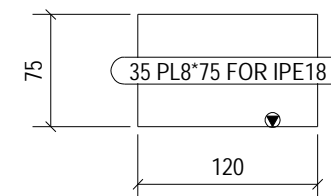
No. 24, Marked T/4



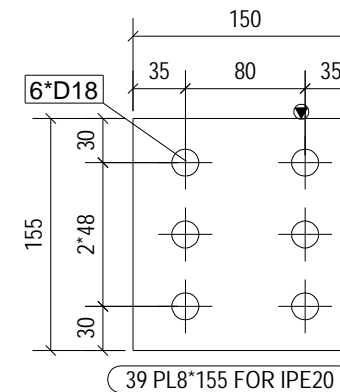
No. 4, Marked T/9



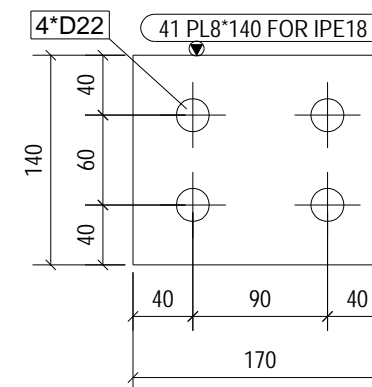
No. 8, Marked T/10



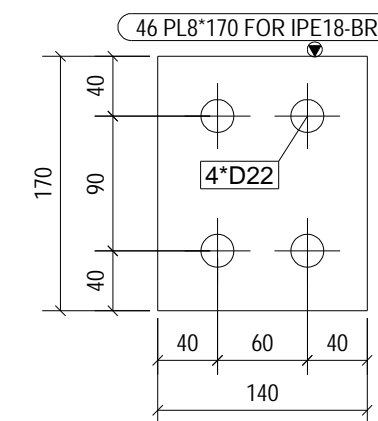
No. 12, Marked T/11



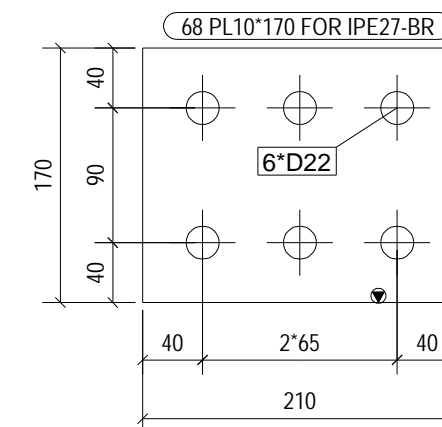
No. 24, Marked T/12



No. 68, Marked T/13

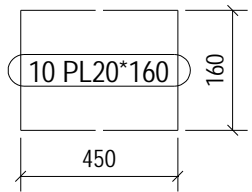


No. 8, Marked T/14

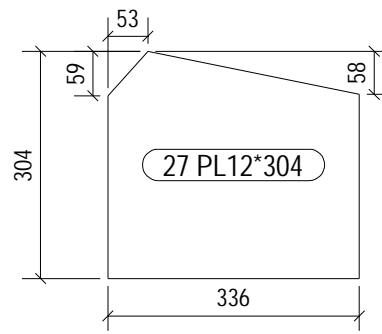


No. 8, Marked T/16

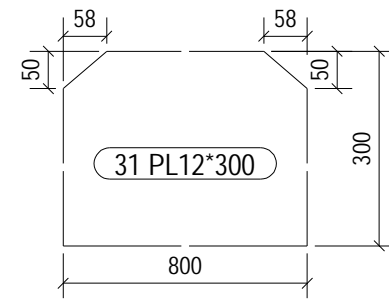
| No | REV MARK | REVISION DESCRIPTION | REV. DATE |
|-----------------------------|----------|----------------------|----------------|
| CLIENT | | | |
| PRINT DATE FOR FABRICATION: | | | |
| PROJECT NAME | | Elec-Post | |
| DRAWING NAME | | [1] | ISSUED |
| MODELLED BY | | | SCALE AS SHOWN |
| CHECKED BY | | | REVISION No. 0 |



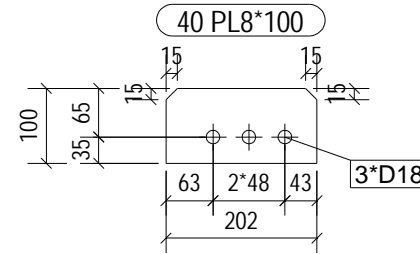
No. 4, Marked 10



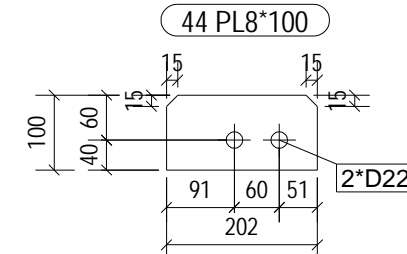
No. 4, Marked 27



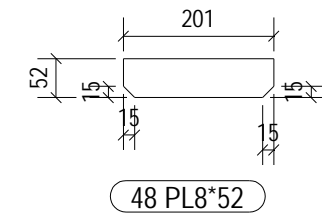
No. 2, Marked 31



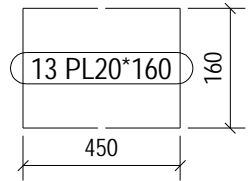
No. 12, Marked 40



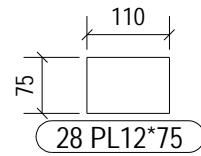
No. 12, Marked 44



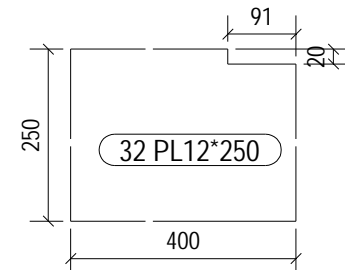
No. 24, Marked 48



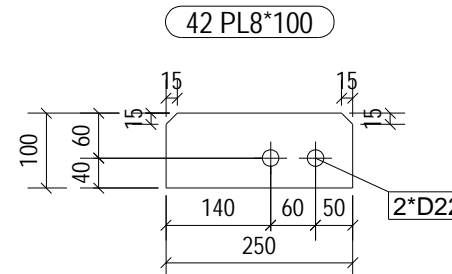
No. 8, Marked 13



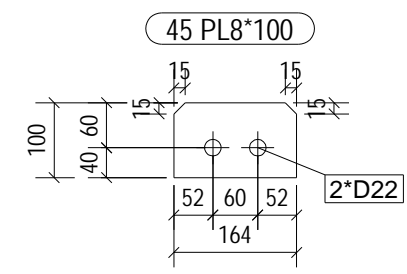
No. 48, Marked 28



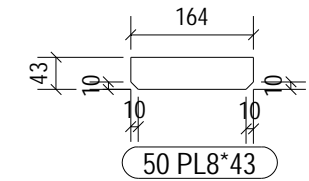
No. 4, Marked 32



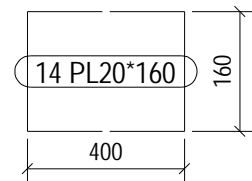
No. 6, Marked 42



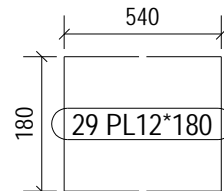
No. 10, Marked 45



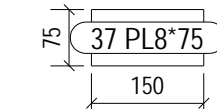
No. 56, Marked 50



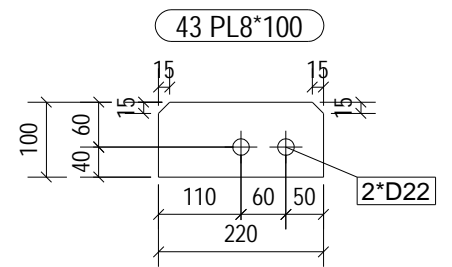
No. 12, Marked 14



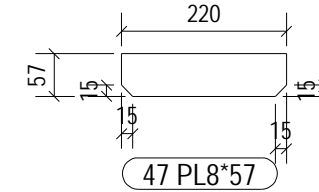
No. 2, Marked 29



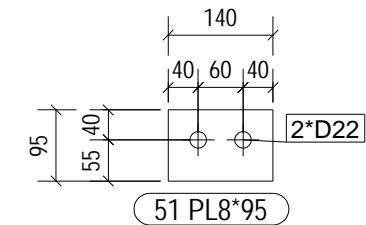
No. 8, Marked 37



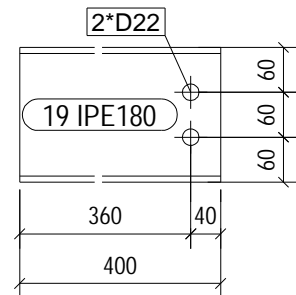
No. 6, Marked 43



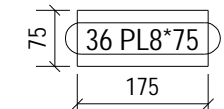
No. 22, Marked 47



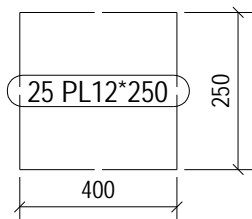
No. 4, Marked 51



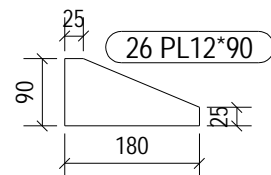
No. 4, Marked 19



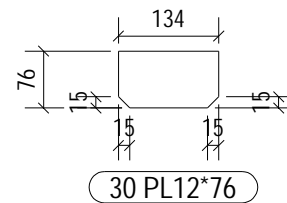
No. 4, Marked 36



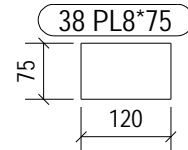
No. 4, Marked 25



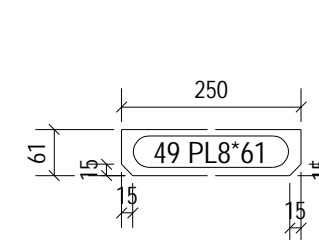
No. 24, Marked 26



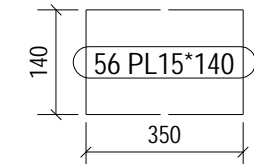
No. 64, Marked 30



No. 12, Marked 38

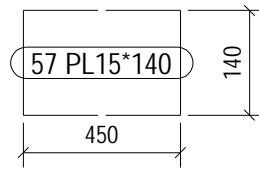


No. 12, Marked 49

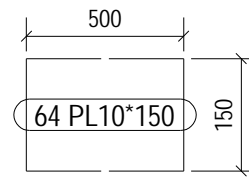


No. 4, Marked 56

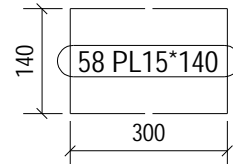
| No | REV MARK | REVISION DESCRIPTION | REV. DATE |
|-----------------------------|----------|----------------------|----------------|
| CLIENT | | | |
| PRINT DATE FOR FABRICATION: | | | |
| PROJECT NAME | | Elec-Post | |
| DRAWING NAME | | [2] | ISSUED |
| MODELLED BY | | | SCALE AS SHOWN |
| CHECKED BY | | | REVISION No. 0 |



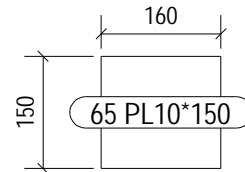
No. 4, Marked 57



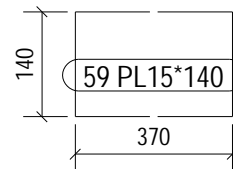
No. 12, Marked 64



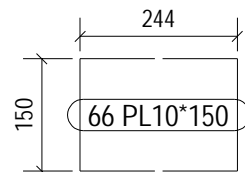
No. 4, Marked 58



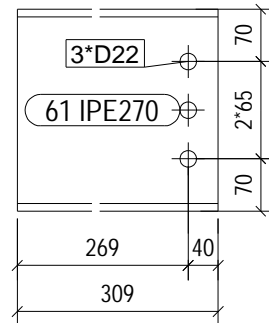
No. 32, Marked 65



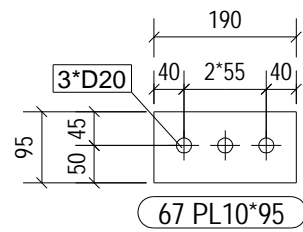
No. 2, Marked 59



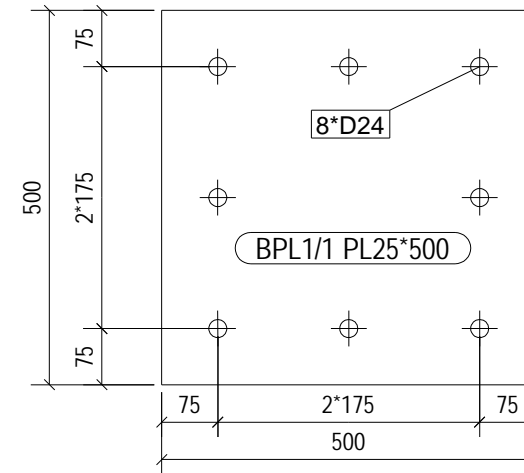
No. 8, Marked 66



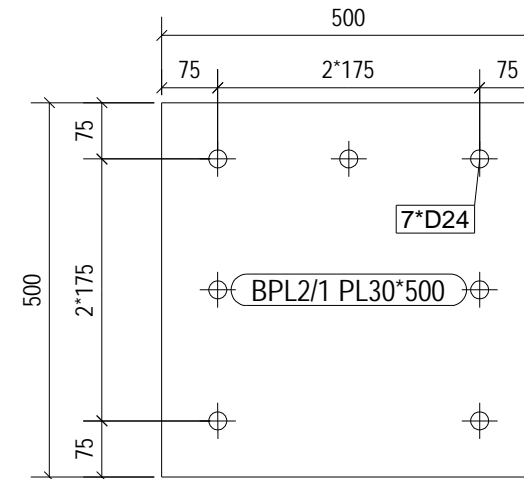
No. 4, Marked 61



No. 2, Marked 67



No. 4, Marked BPL1/1



No. 4, Marked BPL2/1

| No | REV MARK | REVISION DESCRIPTION | REV. DATE |
|-----------------------------|----------|----------------------|-----------------------|
| CLIENT | | | |
| PRINT DATE FOR FABRICATION: | | | |
| PROJECT NAME | | Elec-Post | |
| DRAWING NAME | | [3] | ISSUED |
| MODELLED BY | | | SCALE AS SHOWN |
| CHECKED BY | | | REVISION No. 0 |