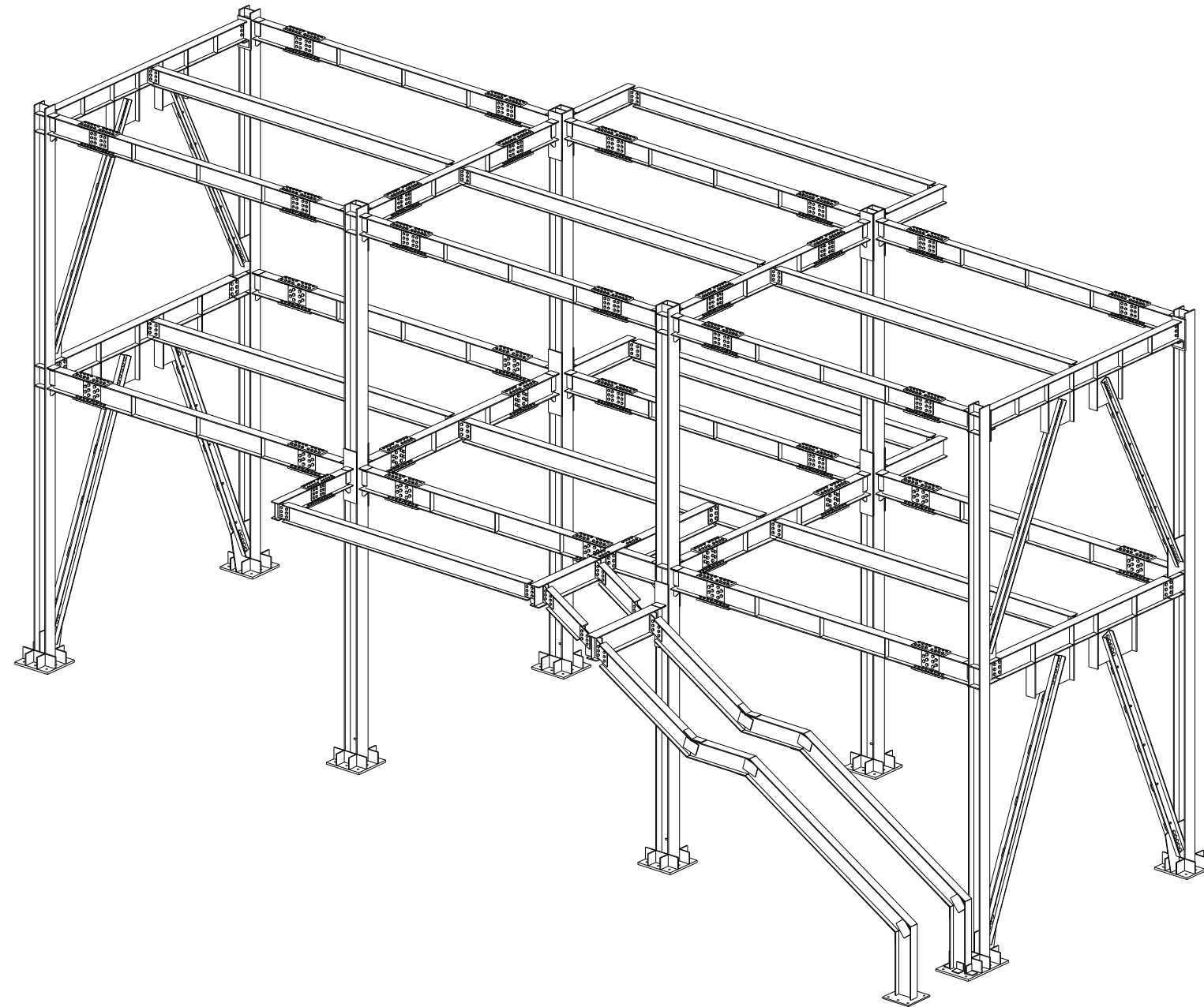


DATE:1400/07/05

COLUMN NO: 8
 JOIST NO: 32
 BR NO: 8
 ST NO: 4
 T NO: 195

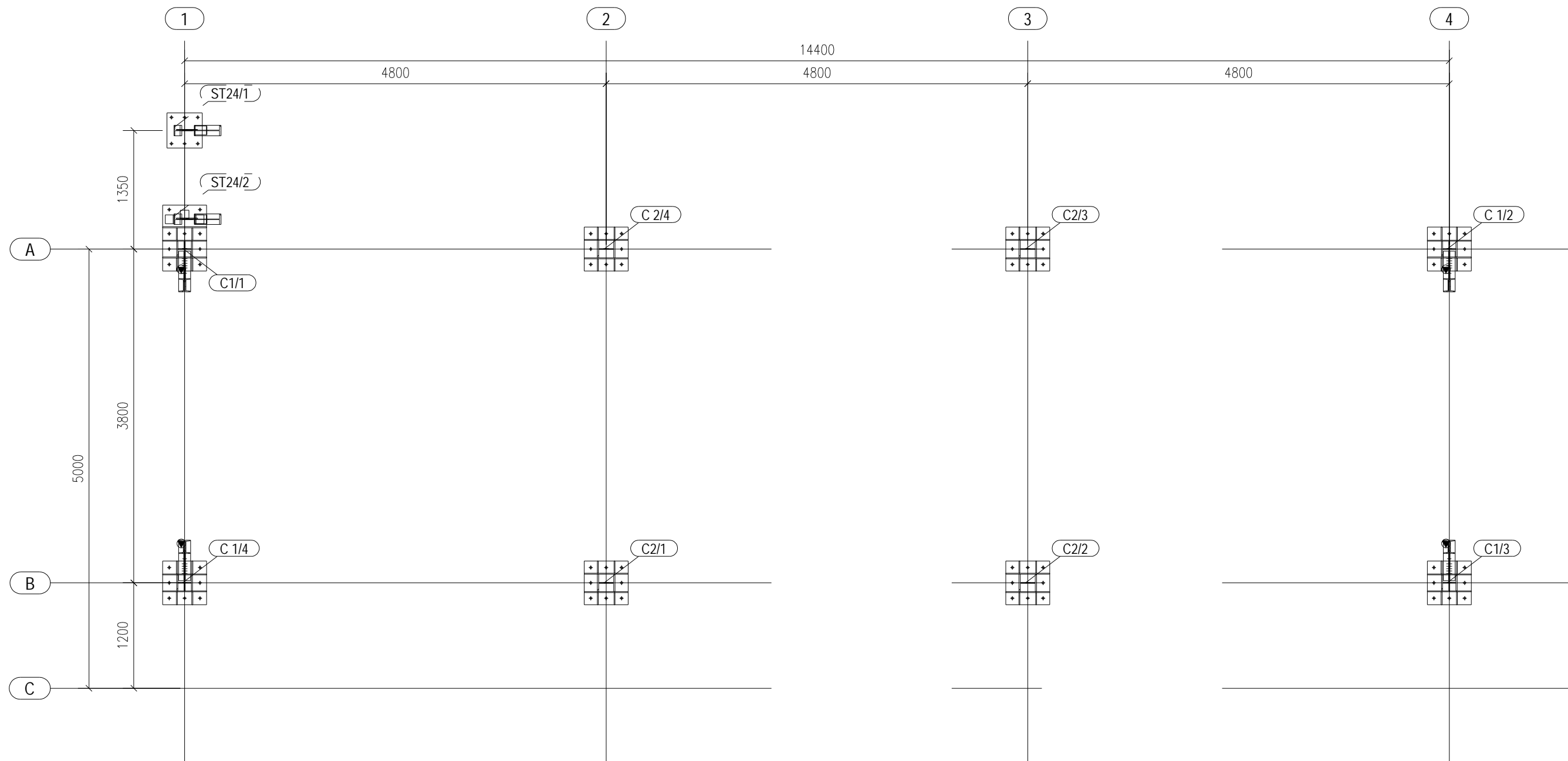


3D
 1:70

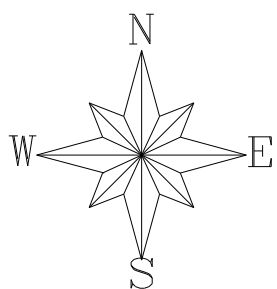
DISPOSITION :

- NO COMMENT
- COMMENTS AS MARKED .FABRICATION
- REJECT. DOCUMENT TO BE REVISED
- USED FOR INFORMATION ONLY

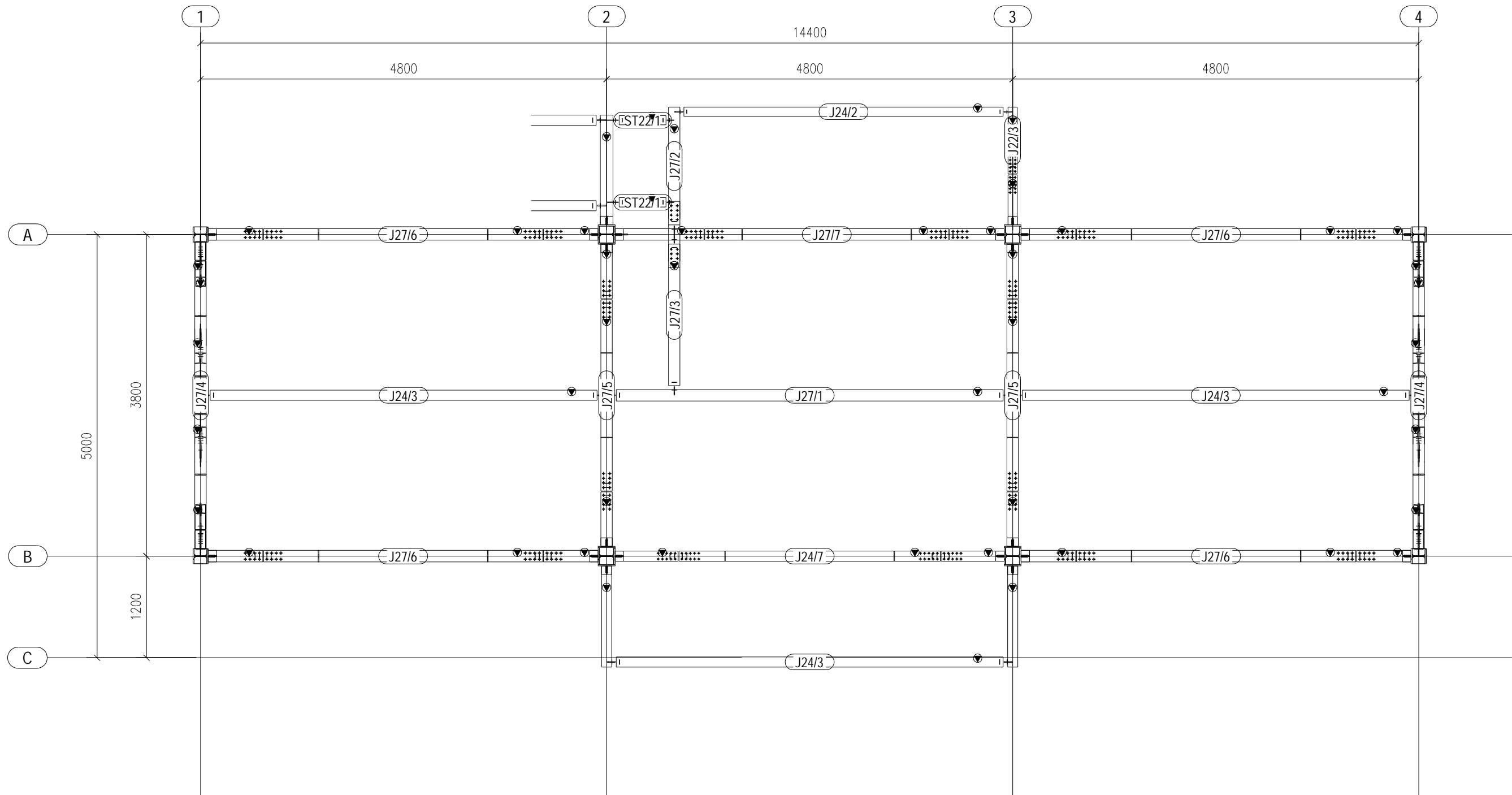
No	REV MARK	REVISION DESCRIPTION	REV. DATE
CLIENT			
PRINT DATE FOR FABRICATION:			
PROJECT NAME		Truckscale	
DRAWING NAME		[8]	ISSUED
MODELLED BY			SCALE AS SHOWN
CHECKED BY			REVISION No. 0



COLUMN PLAN
1:50

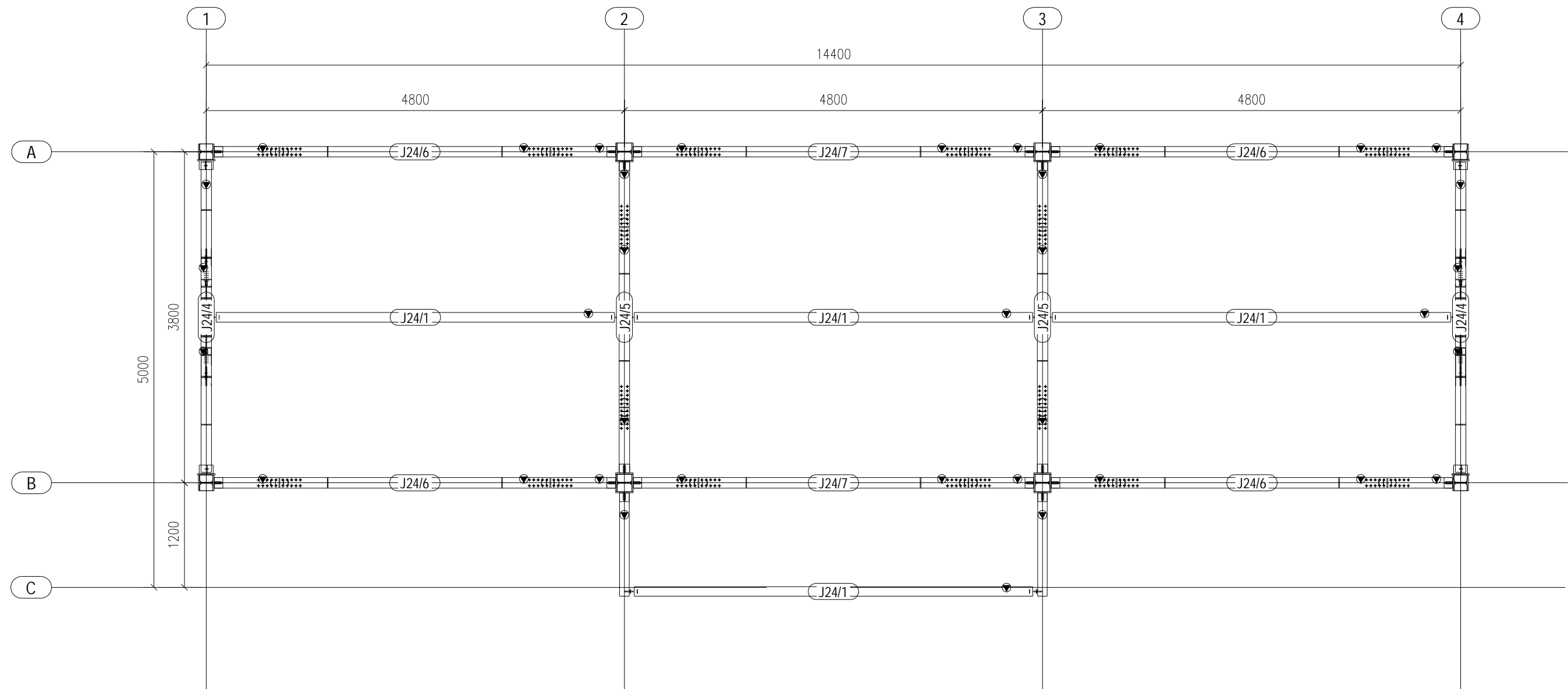


No	REV MARK	REVISION DESCRIPTION	REV. DATE
		CLIENT	
PRINT DATE FOR FABRICATION:			
PROJECT NAME		Truckscale	
DRAWING NAME		[2]	ISSUED
MODELLED BY			SCALE AS SHOWN
CHECKED BY			REVISION No. 0



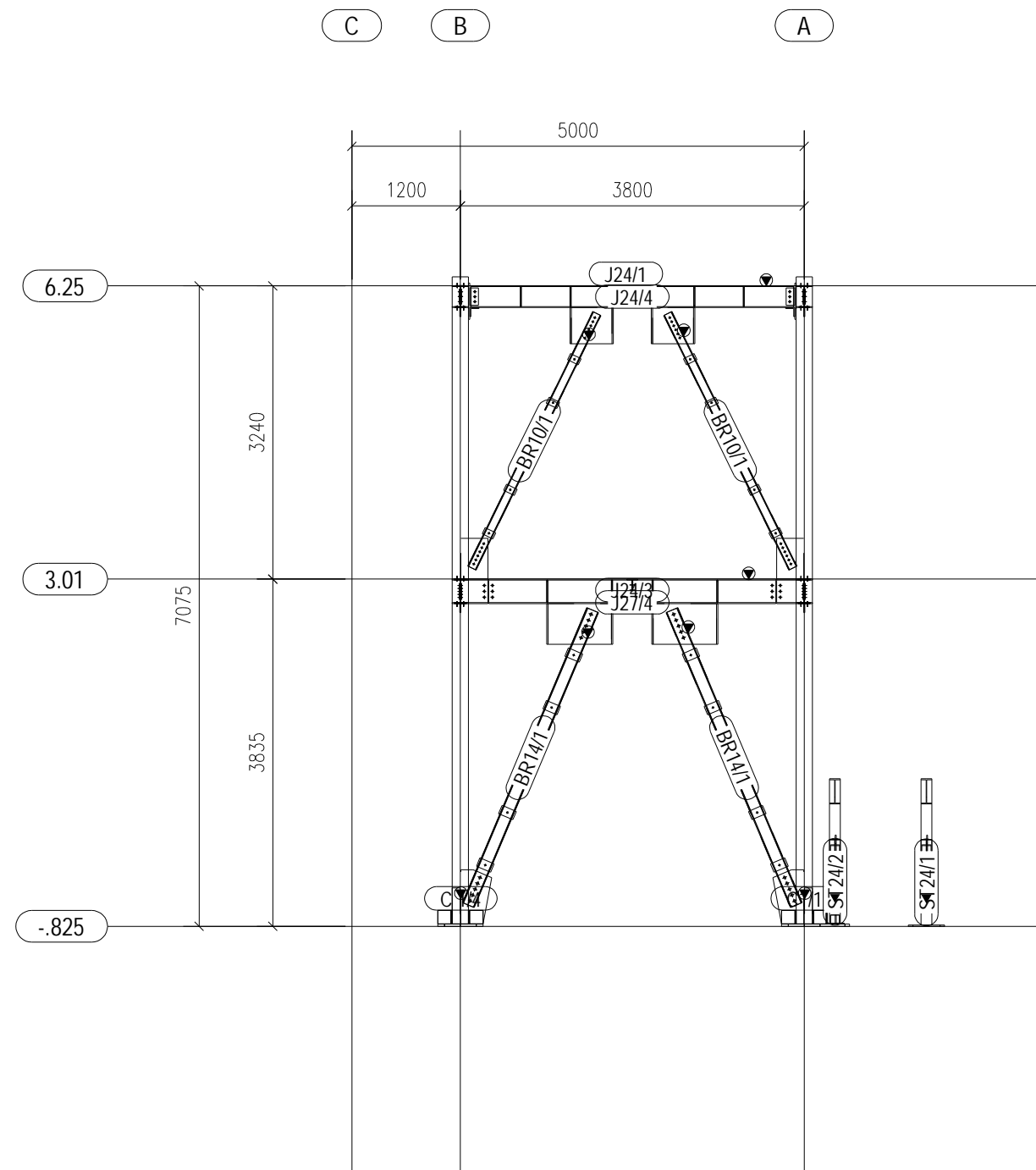
PLAN 3.01
1:50

No	REV MARK	REVISION DESCRIPTION	REV. DATE
		CLIENT	
PRINT DATE FOR FABRICATION:			
PROJECT NAME		Truckscale	
DRAWING NAME		[3]	ISSUED
MODELLED BY			SCALE AS SHOWN
CHECKED BY			REVISION No. 0



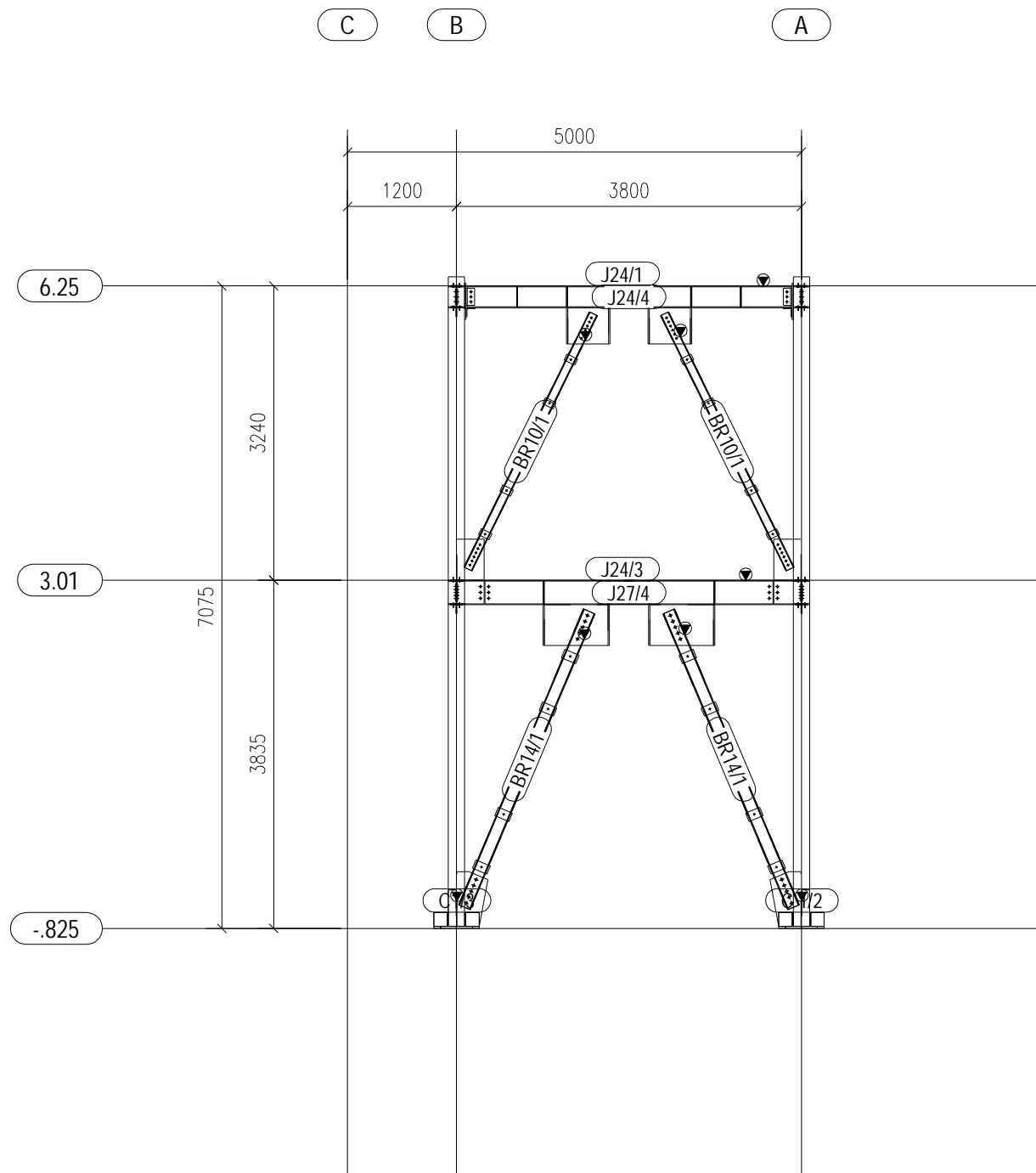
PLAN 6.25
1:50

No	REV MARK	REVISION DESCRIPTION	REV. DATE
CLIENT			
PRINT DATE FOR FABRICATION:			
PROJECT NAME		Truckscale	
DRAWING NAME		[4]	ISSUED
MODELLED BY			SCALE AS SHOWN
CHECKED BY			REVISION No. 0



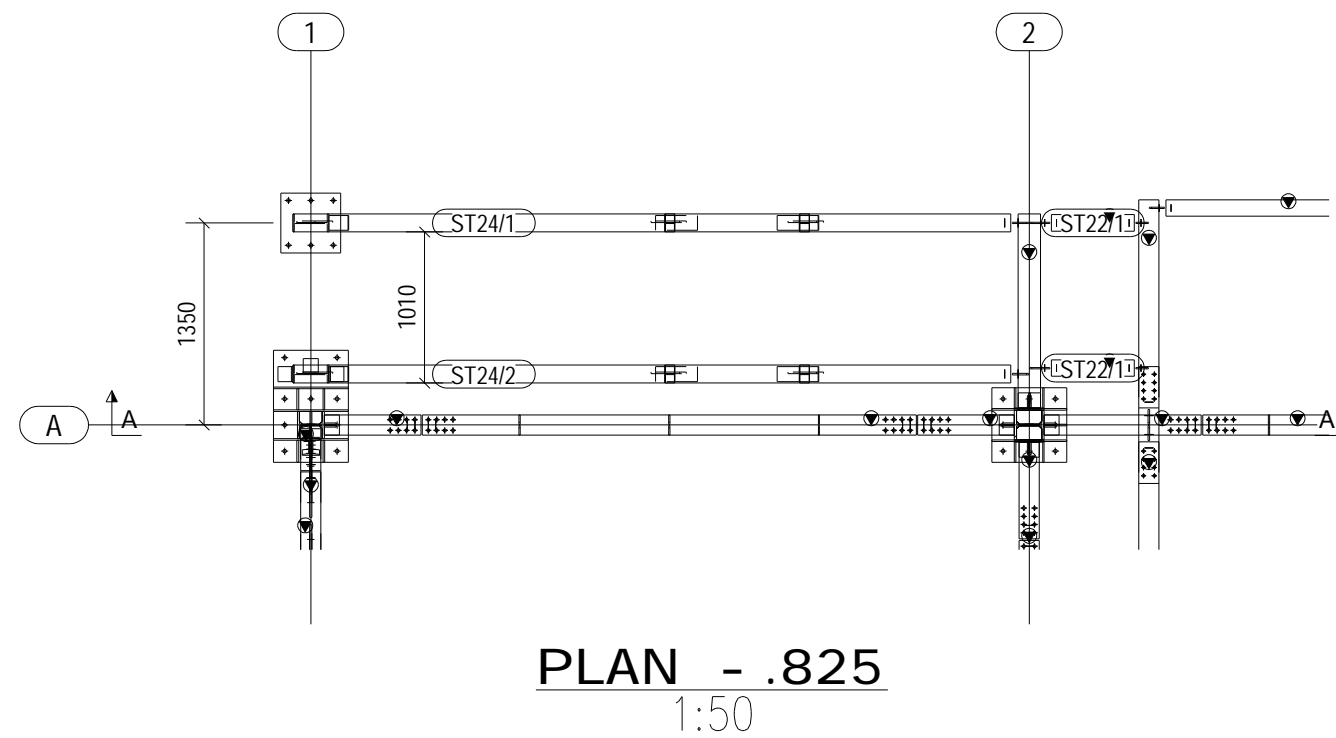
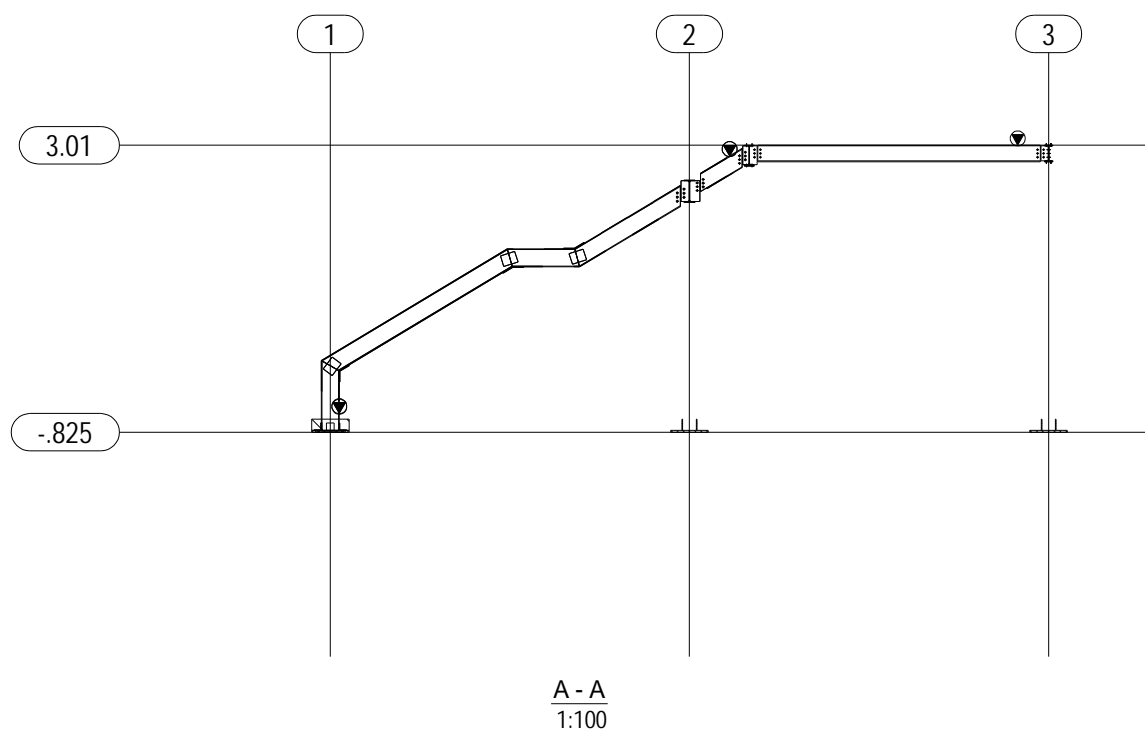
GRID 1
1:70

No	REV MARK	REVISION DESCRIPTION	REV. DATE
CLIENT			
PRINT DATE FOR FABRICATION:			
PROJECT NAME		Truckscale	
DRAWING NAME		[5]	ISSUED
MODELLED BY			SCALE AS SHOWN
CHECKED BY			REVISION No. 0

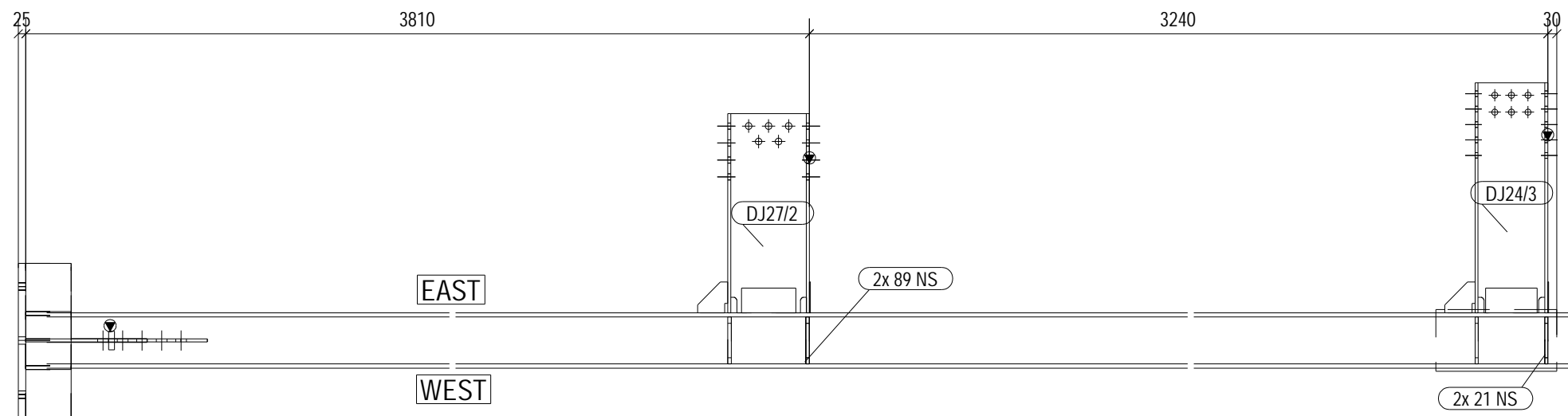
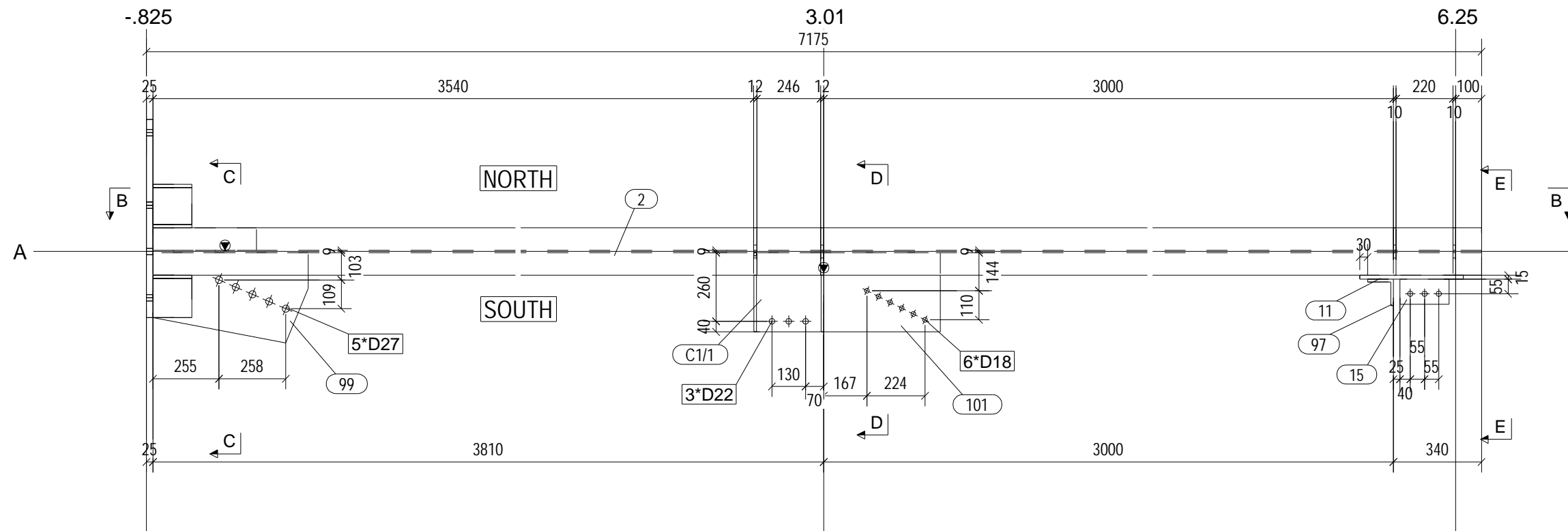


GRID 4
1:70

No	REV MARK	REVISION DESCRIPTION	REV. DATE
CLIENT			
PRINT DATE FOR FABRICATION:			
PROJECT NAME		Truckscale	
DRAWING NAME		[6]	ISSUED
MODELLED BY			SCALE AS SHOWN
CHECKED BY			REVISION No. 0

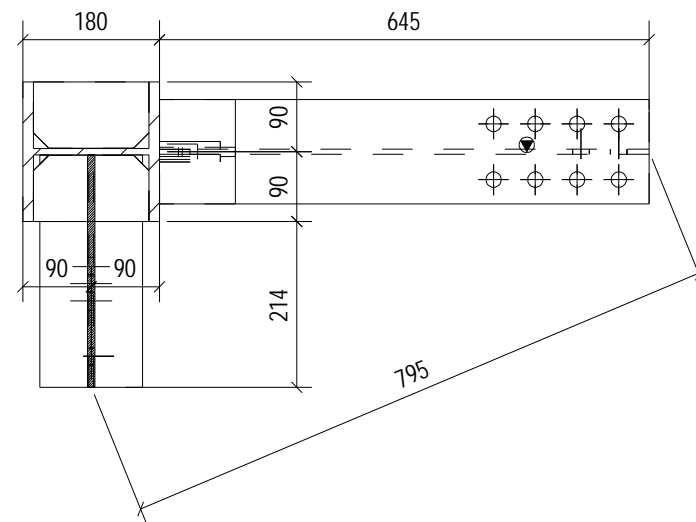


No	REV MARK	REVISION DESCRIPTION	REV. DATE
CLIENT			
PRINT DATE FOR FABRICATION:			
PROJECT NAME		Truckscale	
DRAWING NAME		[7]	ISSUED
MODELLED BY			SCALE AS SHOWN
CHECKED BY			REVISION No. 0

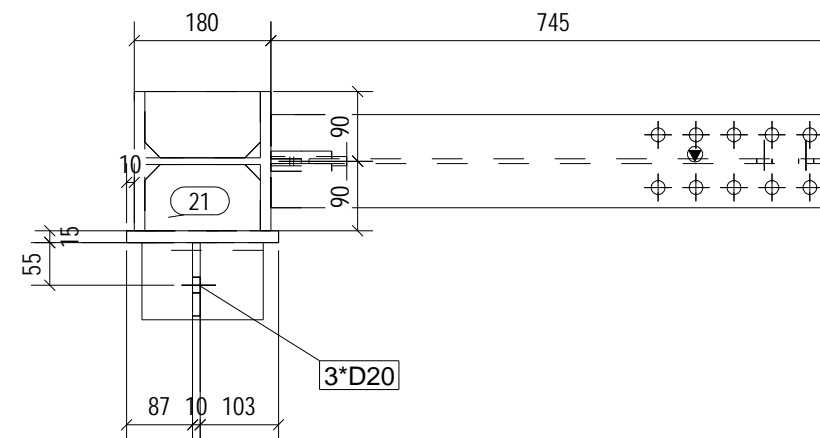


B - B
1:20

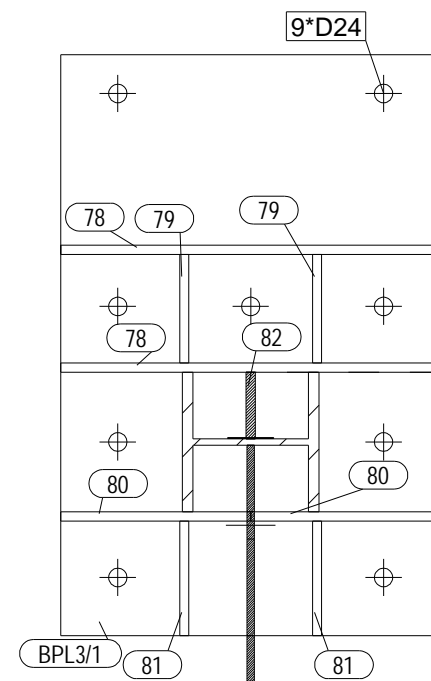
No	REV MARK	REVISION DESCRIPTION	REV. DATE
CLIENT			
PRINT DATE FOR FABRICATION:			
PROJECT NAME		Truckscale	
DRAWING NAME		[C1.1]	ISSUED
MODELLED BY			SCALE AS SHOWN
CHECKED BY			REVISION No. 0



D - D
1:10



E - E
1:10



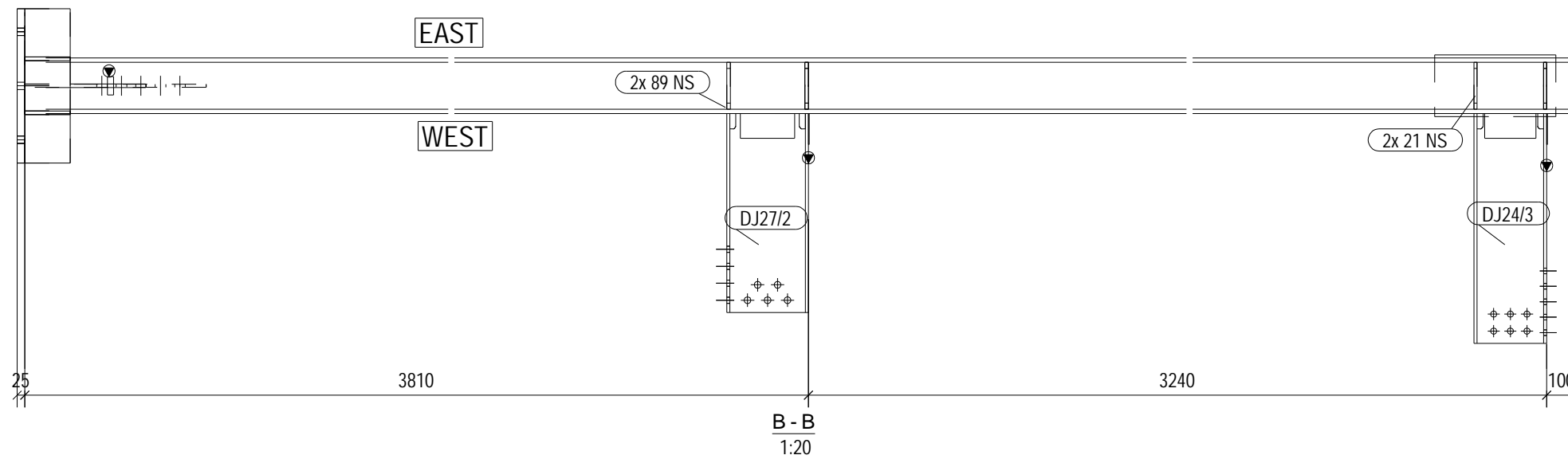
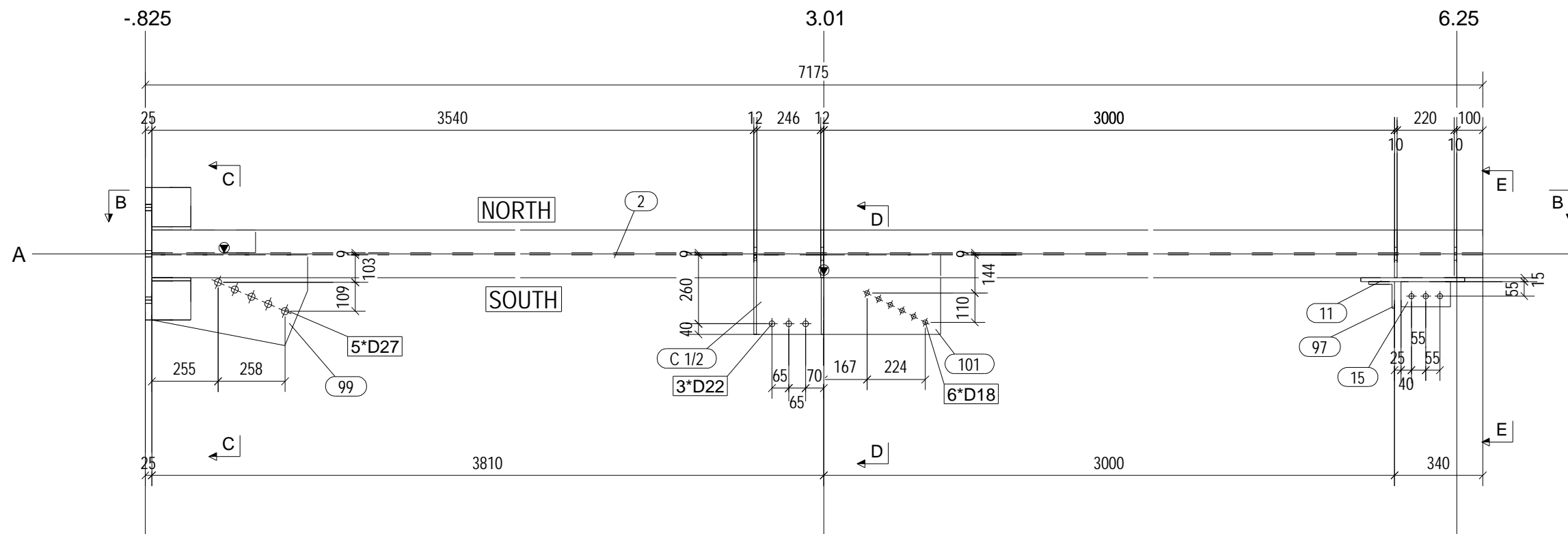
C - C
1:10

C1/1 No = 1

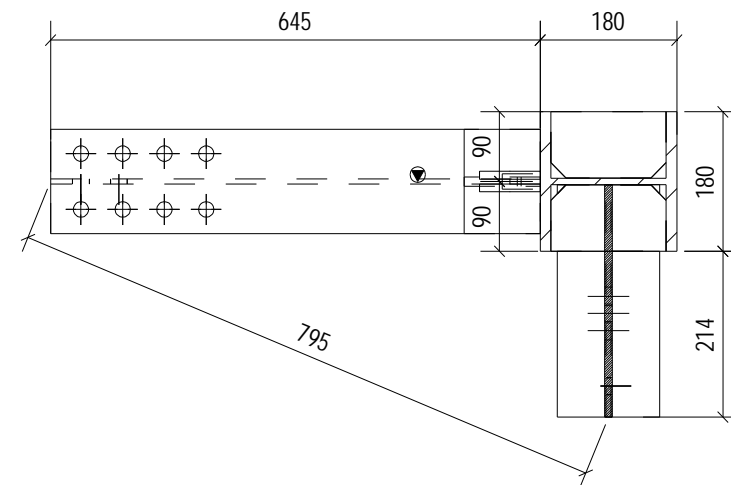
SHOP MATERIAL LIST FOR 1 ASSEMBLY

MARK	Size	Grade	No.	Length (mm)	Area (m ²)	Weight (kg)
1	PL1*20	S235JR	1	60	0.003	0.0
2	HEB180	S235JR	1	7150	7.415	366.2
11	PL15*200	S235JR	1	400	0.178	9.4
15	PL10*95	S235JR	1	190	0.042	1.4
21	PL10*86	S235JR	4	152	0.119	4.0
57	IPE270	S235JR	1	300	0.312	10.8
78	PL12*150	S235JR	2	500	0.331	14.1
79	PL12*150	S235JR	2	140	0.098	4.0
80	PL12*150	S235JR	2	250	0.169	7.1
81	PL12*150	S235JR	2	148	0.103	4.2
82	PL12*400	S235JR	1	86	0.080	3.2
89	PL12*86	S235JR	4	152	0.122	4.7
97	L100*10	S235JR	1	160	0.062	2.4
99	PL10*342	S235JR	1	600	0.360	13.5
101	PL10*300	S235JR	1	450	0.285	10.6
BPL3/1	PL25*750	S235JR	1	500	0.813	73.6
DJ24/3	Assembly		1	745	0.795	25.9
DJ27/2	Assembly		1	645	0.786	26.5
Total					12.073	581.6

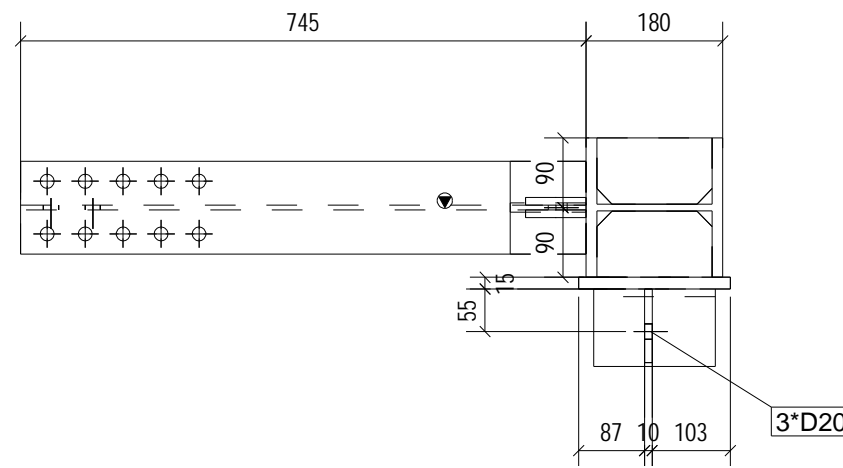
No	REV MARK	REVISION DESCRIPTION	REV. DATE
CLIENT			
PRINT DATE FOR FABRICATION:			
PROJECT NAME		Truckscale	
DRAWING NAME		[C1.1]	ISSUED
MODELLED BY		SCALE AS SHOWN	
CHECKED BY		REVISION No. 0	



No	REV MARK	REVISION DESCRIPTION	REV. DATE
		CLIENT	
PRINT DATE FOR FABRICATION:			
PROJECT NAME		Truckscale	
DRAWING NAME		[C1.2]	ISSUED
MODELLED BY			SCALE AS SHOWN
CHECKED BY			REVISION No. 0



D - D
1:10

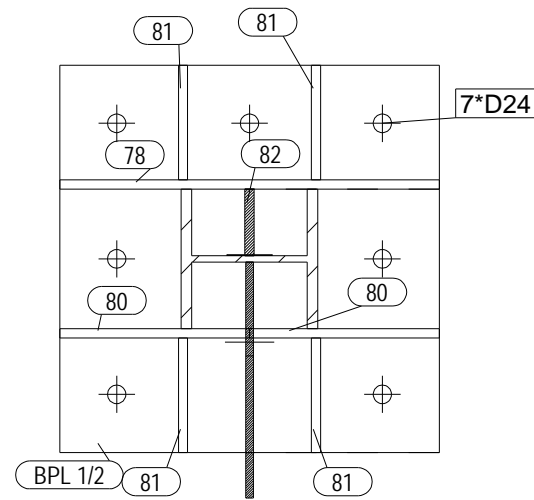


E - E
1:10

C1/2 No = 1

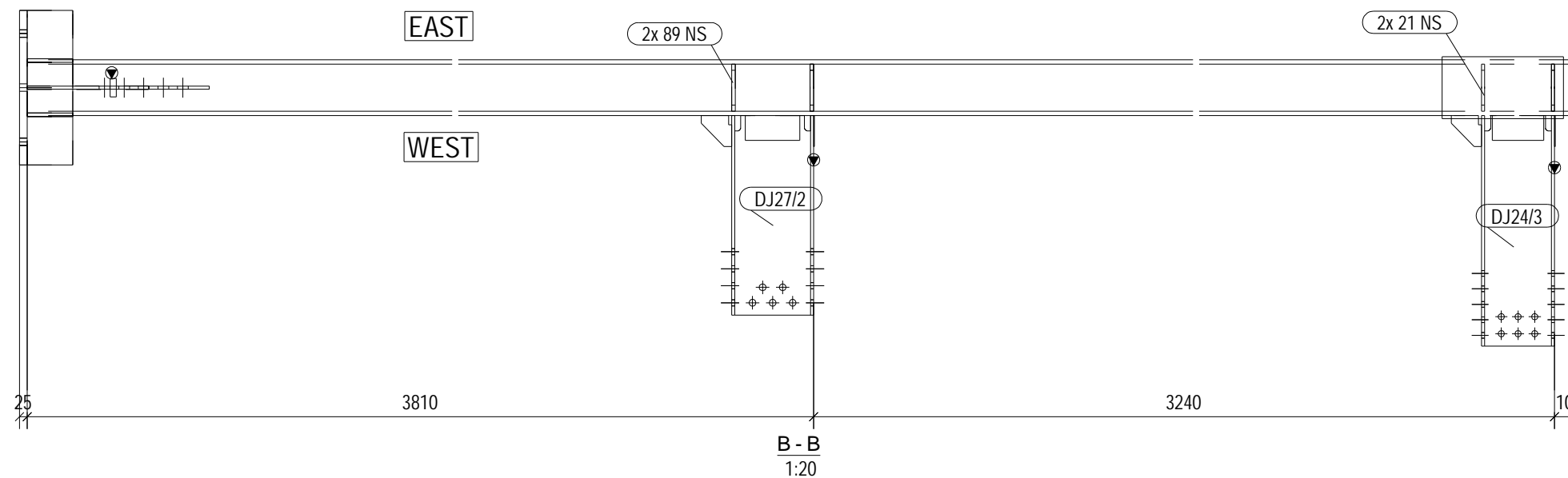
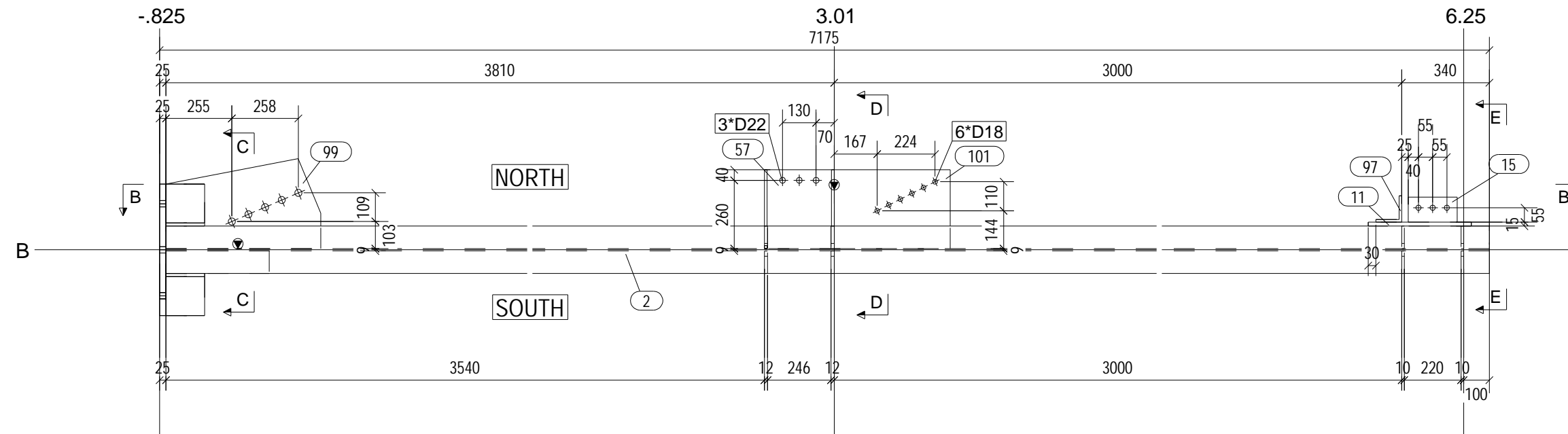
SHOP MATERIAL LIST FOR 1 ASSEMBLY

MARK	Size	Grade	No.	Length (mm)	Area (m ²)	Weight (kg)
1	PL1*20	S235JR	1	60	0.003	0.0
2	HEB180	S235JR	1	7150	7.415	366.2
11	PL15*200	S235JR	1	400	0.178	9.4
15	PL10*95	S235JR	1	190	0.042	1.4
21	PL10*86	S235JR	4	152	0.119	4.0
57	IPE270	S235JR	1	300	0.312	10.8
78	PL12*150	S235JR	1	500	0.166	7.1
80	PL12*150	S235JR	2	250	0.169	7.1
81	PL12*150	S235JR	4	148	0.206	8.4
82	PL12*400	S235JR	1	86	0.080	3.2
89	PL12*86	S235JR	4	152	0.122	4.7
97	L100*10	S235JR	1	160	0.062	2.4
99	PL10*342	S235JR	1	600	0.360	13.5
101	PL10*300	S235JR	1	450	0.285	10.6
BPL1/2	PL25*500	S235JR	1	500	0.550	49.1
DJ24/3	Assembly		1	745	0.795	25.9
DJ27/2	Assembly		1	645	0.786	26.5
Total					11.650	550.2

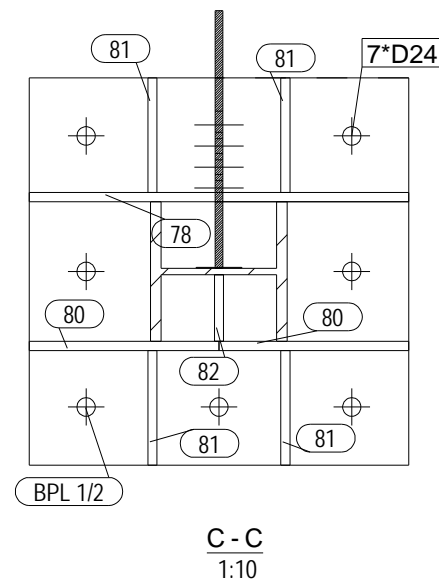
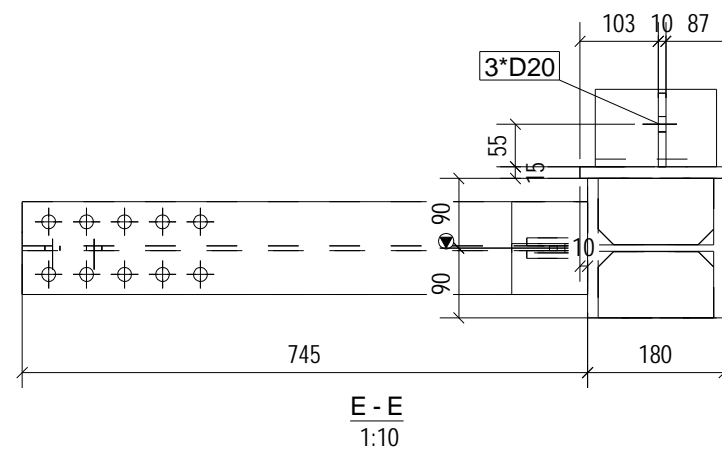
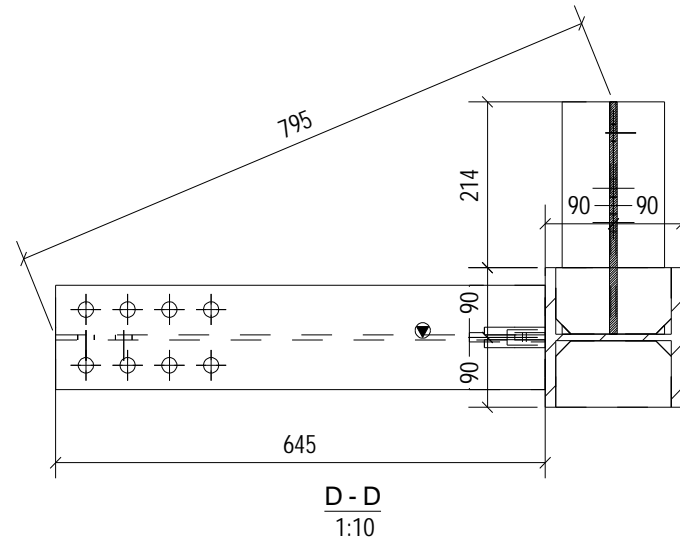


C - C
1:10

No	REV MARK	REVISION DESCRIPTION	REV. DATE
CLIENT			
PRINT DATE FOR FABRICATION:			
PROJECT NAME		Truckscale	
DRAWING NAME		[C1.2]	ISSUED
MODELLED BY		SCALE	AS SHOWN
CHECKED BY		REVISION No.	0



No	REV MARK	REVISION DESCRIPTION	REV. DATE
CLIENT			
PRINT DATE FOR FABRICATION:			
PROJECT NAME		Truckscale	
DRAWING NAME		[C1.3]	ISSUED
MODELLED BY			SCALE AS SHOWN
CHECKED BY			REVISION No. 0

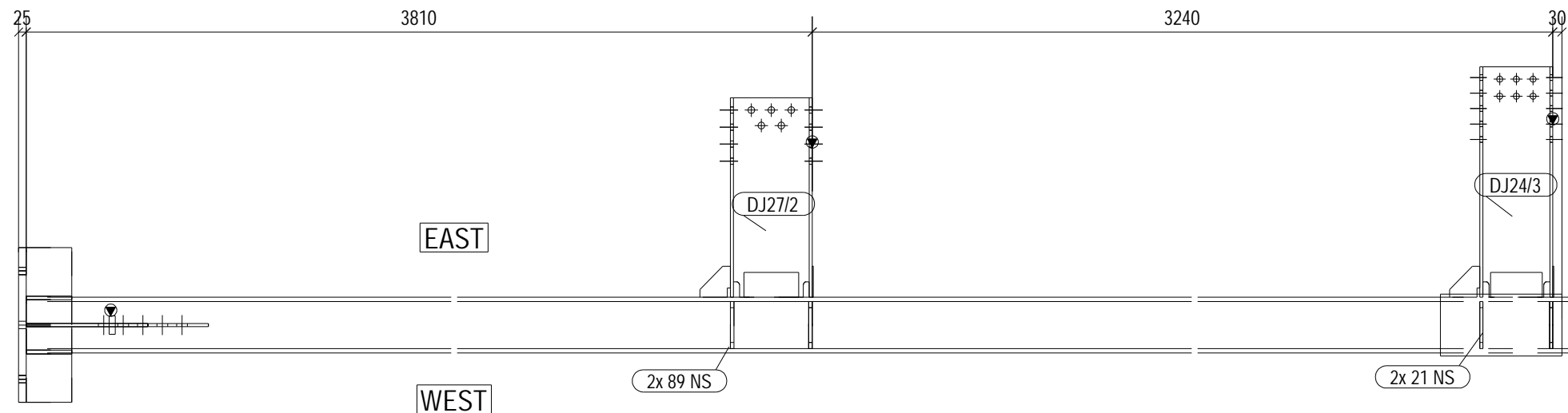
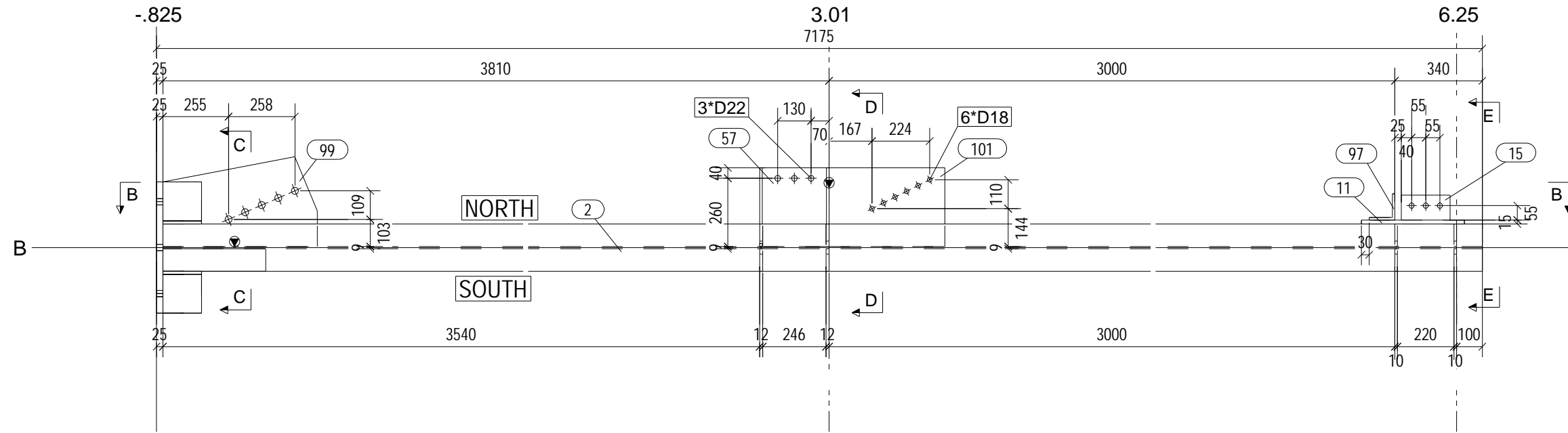


C1/3 No = 1

SHOP MATERIAL LIST FOR 1 ASSEMBLY

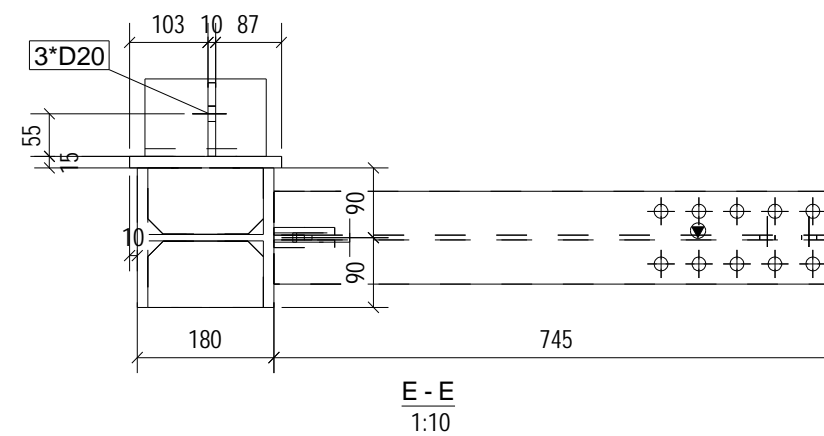
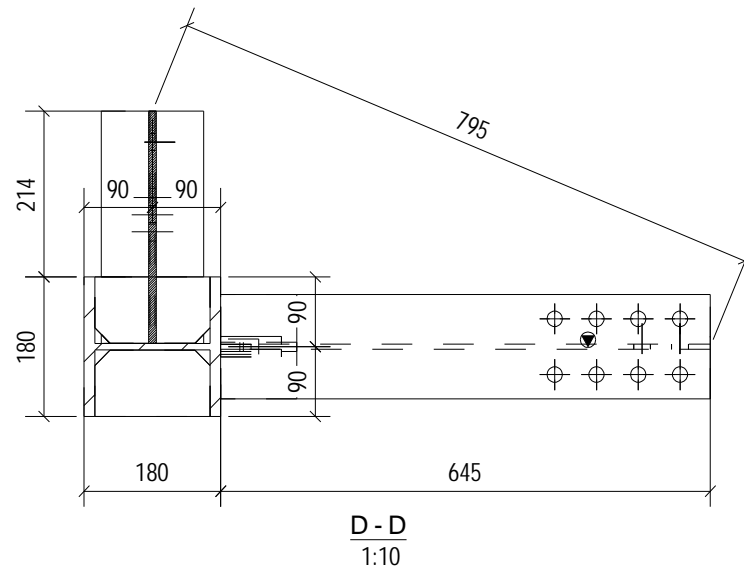
MARK	Size	Grade	No.	Length (mm)	Area (m ²)	Weight (kg)
1	PL1*20	S235JR	1	60	0.003	0.0
2	HEB180	S235JR	1	7150	7.415	366.2
11	PL15*200	S235JR	1	400	0.178	9.4
15	PL10*95	S235JR	1	190	0.042	1.4
21	PL10*86	S235JR	4	152	0.119	4.0
57	IPE270	S235JR	1	300	0.312	10.8
78	PL12*150	S235JR	1	500	0.166	7.1
80	PL12*150	S235JR	2	250	0.169	7.1
81	PL12*150	S235JR	4	148	0.206	8.4
82	PL12*400	S235JR	1	86	0.080	3.2
89	PL12*86	S235JR	4	152	0.122	4.7
97	L100*10	S235JR	1	160	0.062	2.4
99	PL10*342	S235JR	1	600	0.360	13.5
101	PL10*300	S235JR	1	450	0.285	10.6
BPL1/2	PL25*500	S235JR	1	500	0.550	49.1
DJ24/3	Assembly		1	745	0.795	25.9
DJ27/2	Assembly		1	645	0.786	26.5
Total					11.650	550.2

No	REV MARK	REVISION DESCRIPTION	REV. DATE
CLIENT			
PRINT DATE FOR FABRICATION:			
PROJECT NAME		Truckscale	
DRAWING NAME		[C1.3]	ISSUED
MODELLED BY		SCALE	AS SHOWN
CHECKED BY		REVISION No.	0



B - B
1:20

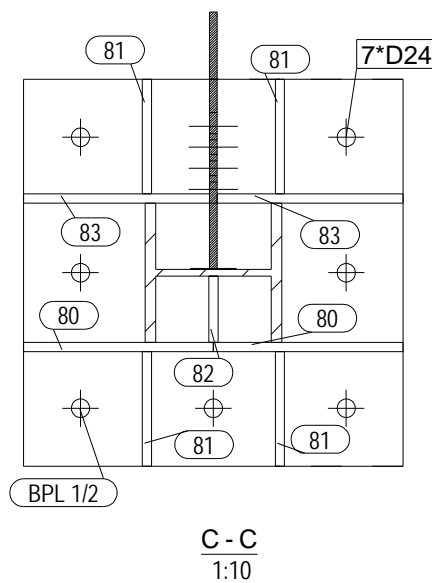
No	REV MARK	REVISION DESCRIPTION	REV. DATE
CLIENT			
PRINT DATE FOR FABRICATION:			
PROJECT NAME		Truckscale	
DRAWING NAME		[C1.4]	ISSUED
MODELLED BY			SCALE AS SHOWN
CHECKED BY			REVISION No. 0



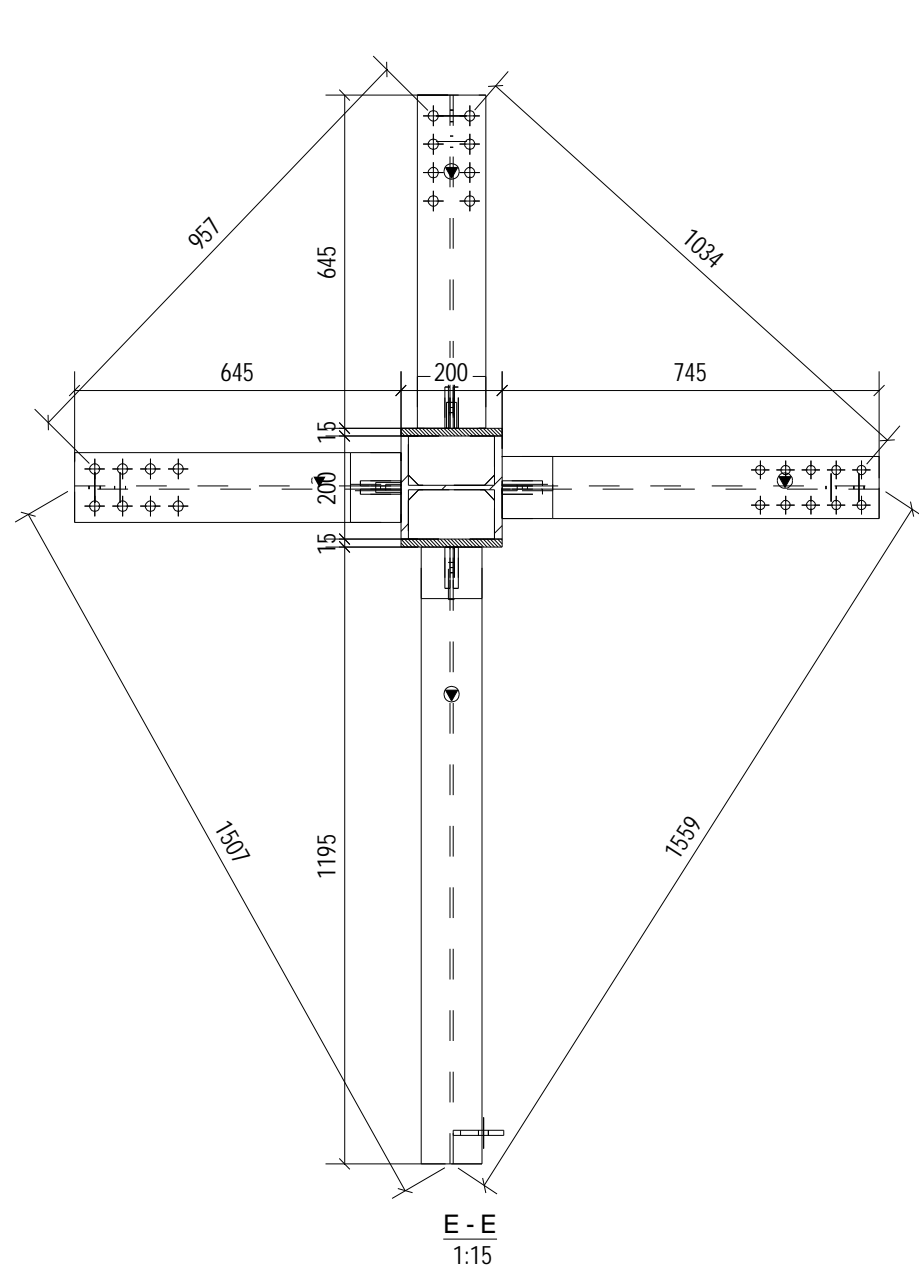
C1/4 No = 1

SHOP MATERIAL LIST FOR 1 ASSEMBLY

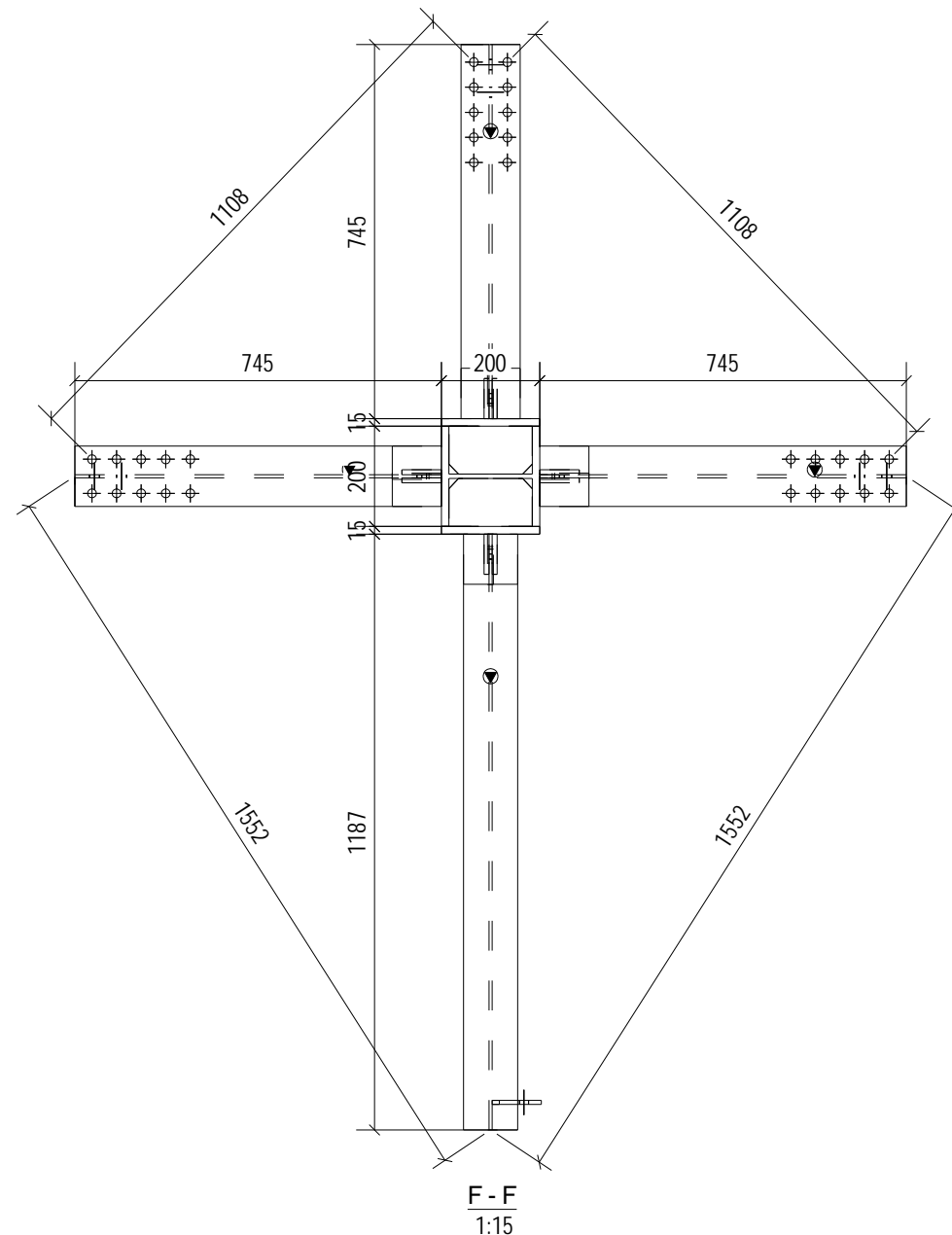
MARK	Size	Grade	No.	Length (mm)	Area (m ²)	Weight (kg)
1	PL1*20	S235JR	1	60	0.003	0.0
2	HEB180	S235JR	1	7150	7.415	366.2
11	PL15*200	S235JR	1	400	0.178	9.4
15	PL10*95	S235JR	1	190	0.042	1.4
21	PL10*86	S235JR	4	152	0.119	4.0
57	IPE270	S235JR	1	300	0.312	10.8
80	PL12*150	S235JR	2	250	0.169	7.1
81	PL12*150	S235JR	4	148	0.206	8.4
82	PL12*400	S235JR	1	86	0.080	3.2
83	PL12*150	S235JR	2	245	0.166	6.9
89	PL12*86	S235JR	4	152	0.122	4.7
97	L100*10	S235JR	1	160	0.062	2.4
99	PL10*342	S235JR	1	600	0.360	13.5
101	PL10*300	S235JR	1	450	0.285	10.6
BPL1/2	PL25*500	S235JR	1	500	0.550	49.1
DJ24/3	Assembly		1	745	0.795	25.9
DJ27/2	Assembly		1	645	0.786	26.5
Total					11.650	550.1



No	REV MARK	REVISION DESCRIPTION	REV. DATE
CLIENT			
PRINT DATE FOR FABRICATION:			
PROJECT NAME		Truckscale	
DRAWING NAME		[C1.4]	ISSUED
MODELLED BY			SCALE AS SHOWN
CHECKED BY			REVISION No. 0



E - E
1:15

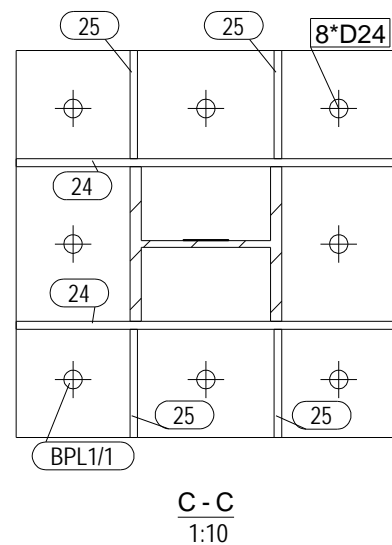


F - F
1:15

C2/1 No = 1

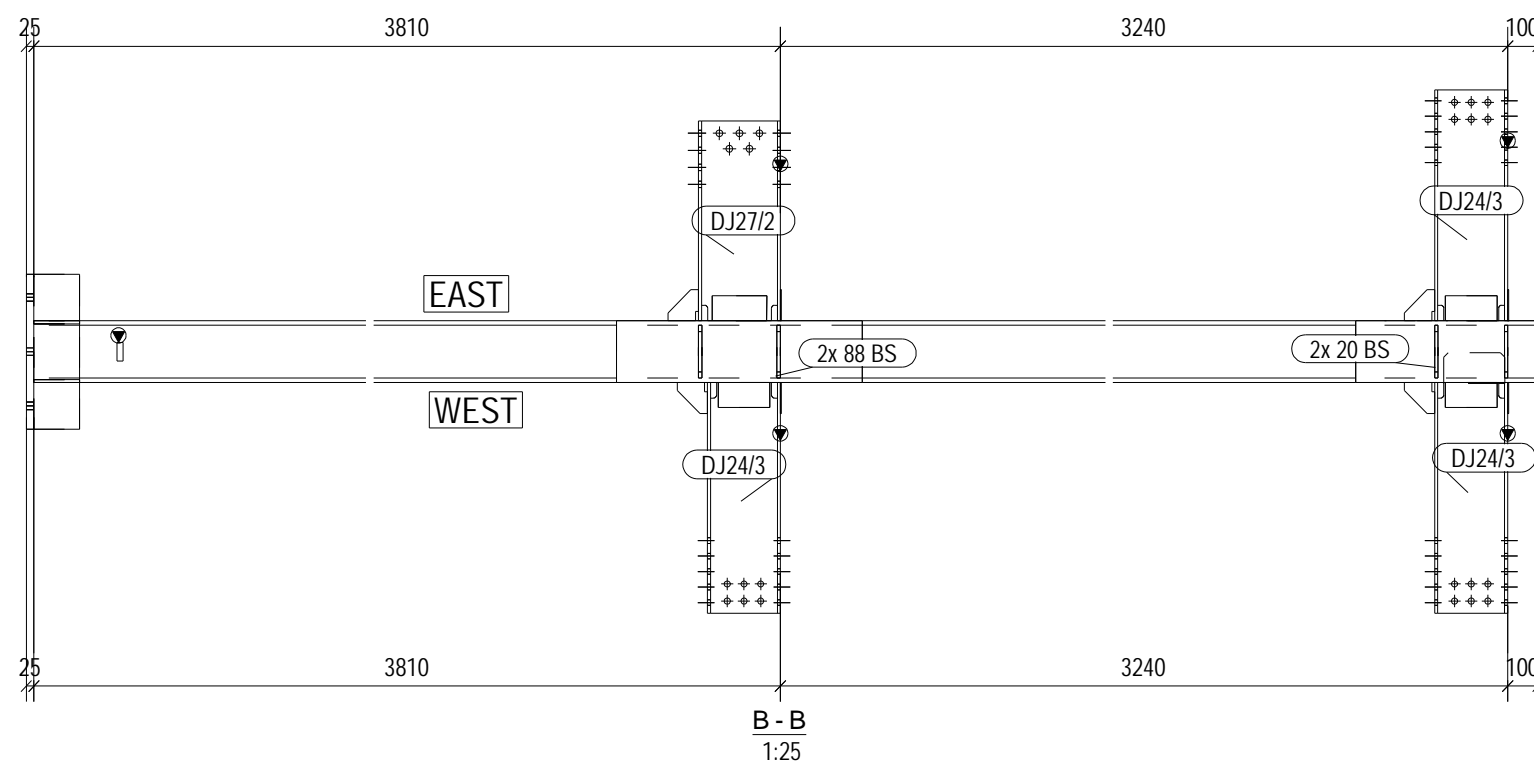
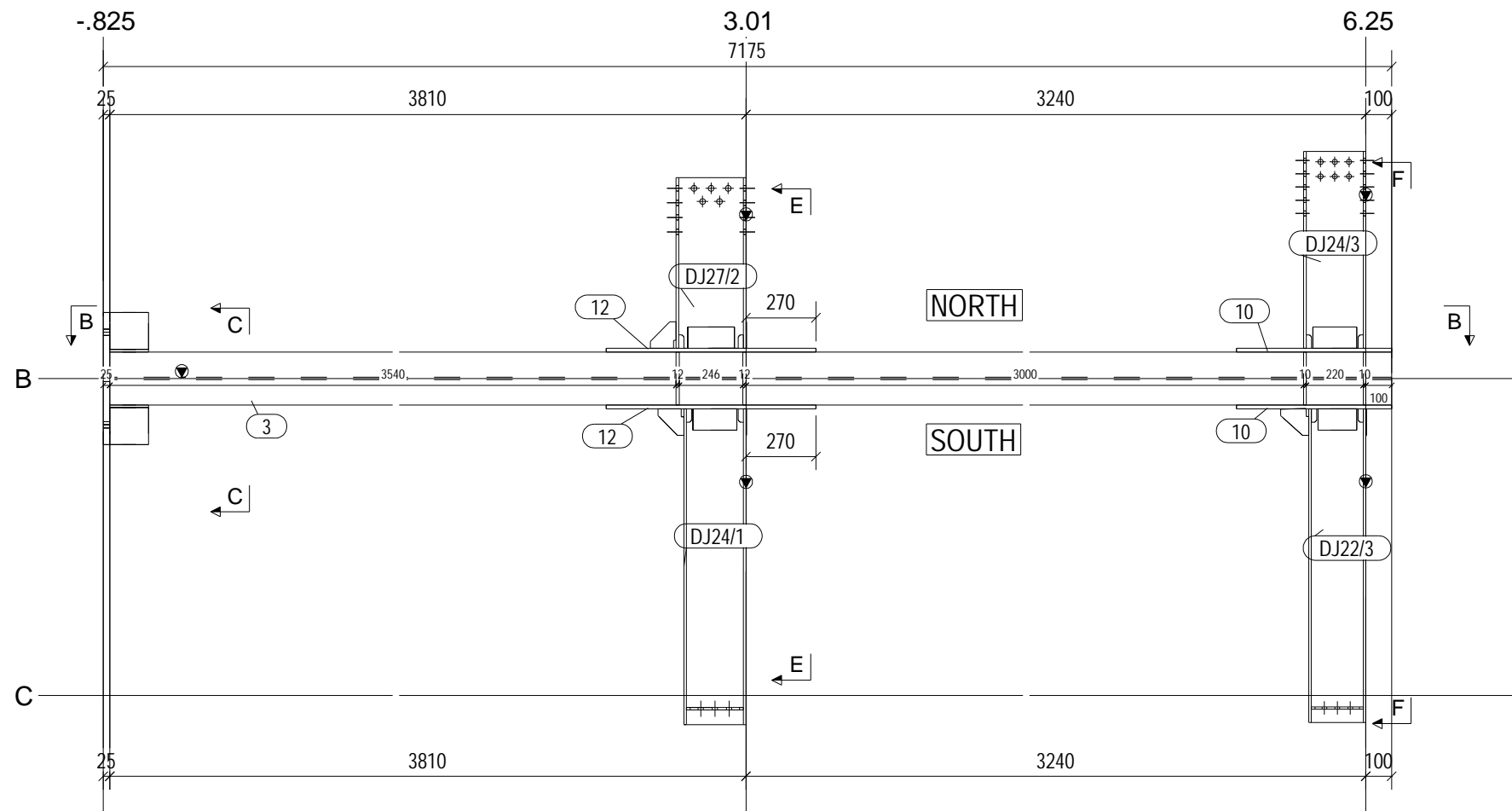
SHOP MATERIAL LIST FOR 1 ASSEMBLY

MARK	Size	Grade	No.	Length (mm)	Area (m ²)	Weight (kg)
1	PL1*20	S235JR	1	60	0.003	0.0
3	HEB200	S235JR	1	7150	8.230	438.2
10	PL15*200	S235JR	2	600	0.528	28.3
12	PL15*200	S235JR	2	810	0.709	38.2
20	PL10*96	S235JR	4	170	0.147	5.0
24	PL10*150	S235JR	2	500	0.326	11.8
25	PL10*150	S235JR	4	140	0.191	6.6
88	PL12*96	S235JR	4	170	0.151	6.0
BPL1/1	PL25*500	S235JR	1	500	0.550	49.1
DJ22/2	Assembly		1	1187	1.150	35.2
DJ24/2	Assembly		1	1195	1.260	41.5
DJ24/3	Assembly		4	745	3.179	103.7
DJ27/2	Assembly		2	645	1.572	52.9
Total					17.994	816.3

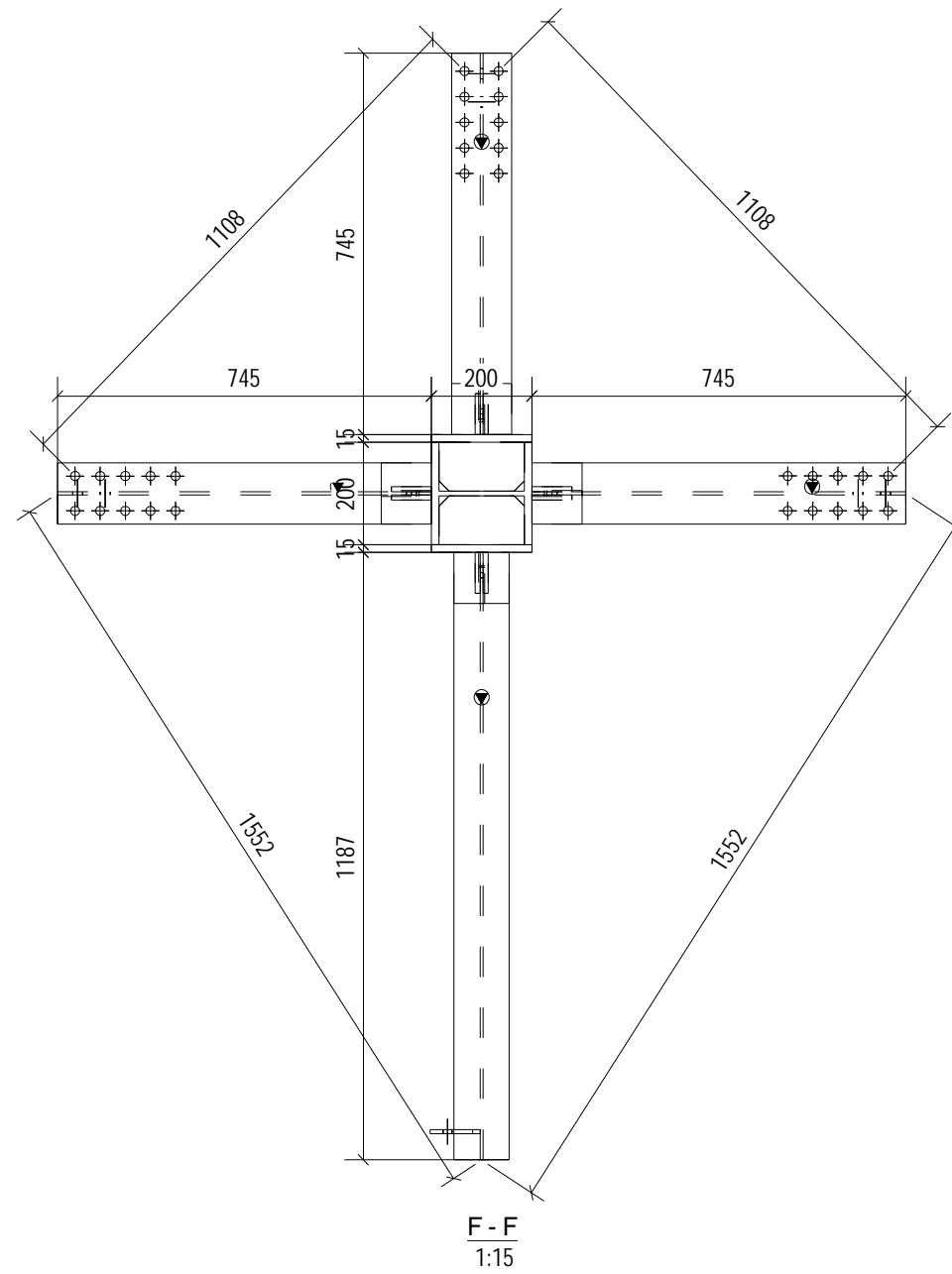
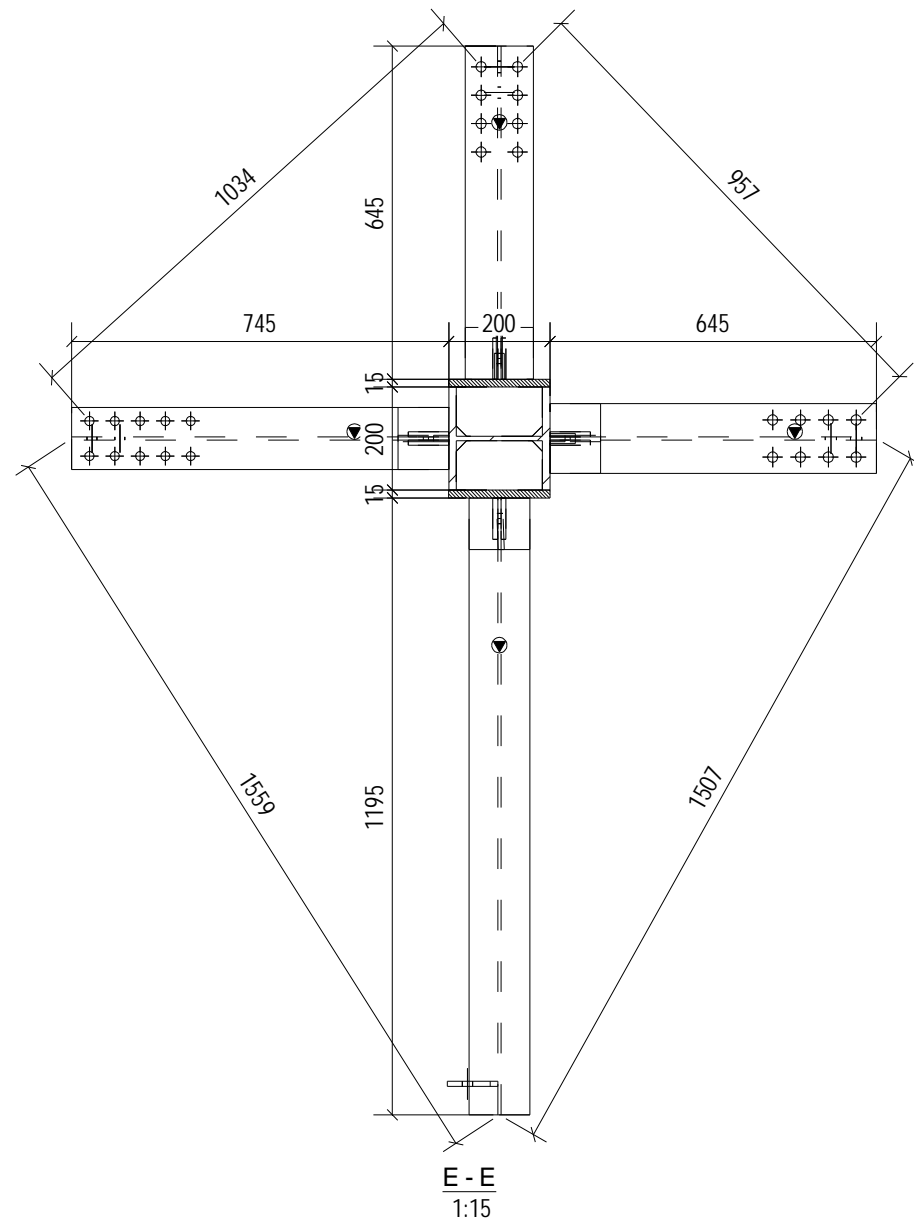


C - C
1:10

No	REV MARK	REVISION DESCRIPTION	REV. DATE
CLIENT			
PRINT DATE FOR FABRICATION:			
PROJECT NAME		Truckscale	
DRAWING NAME		[C2.1]	ISSUED
MODELLED BY		SCALE	AS SHOWN
CHECKED BY		REVISION No.	0



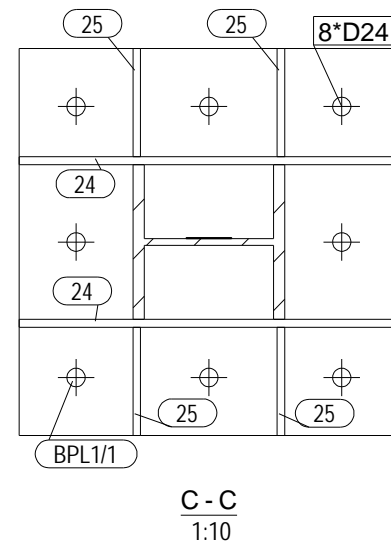
No	REV MARK	REVISION DESCRIPTION	REV. DATE
CLIENT			
PRINT DATE FOR FABRICATION:			
PROJECT NAME		Truckscale	
DRAWING NAME		[C2.2]	ISSUED
MODELLED BY			SCALE AS SHOWN
CHECKED BY			REVISION No. 0



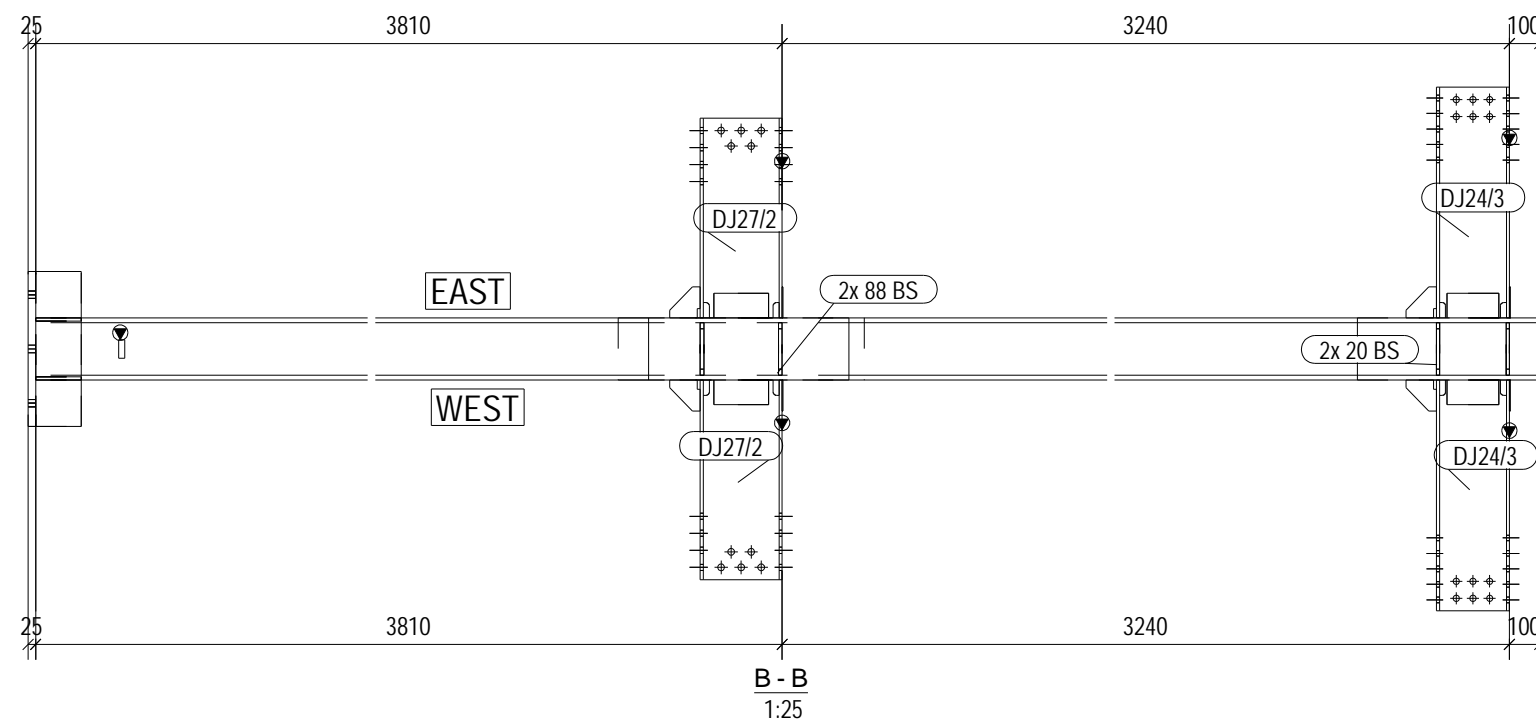
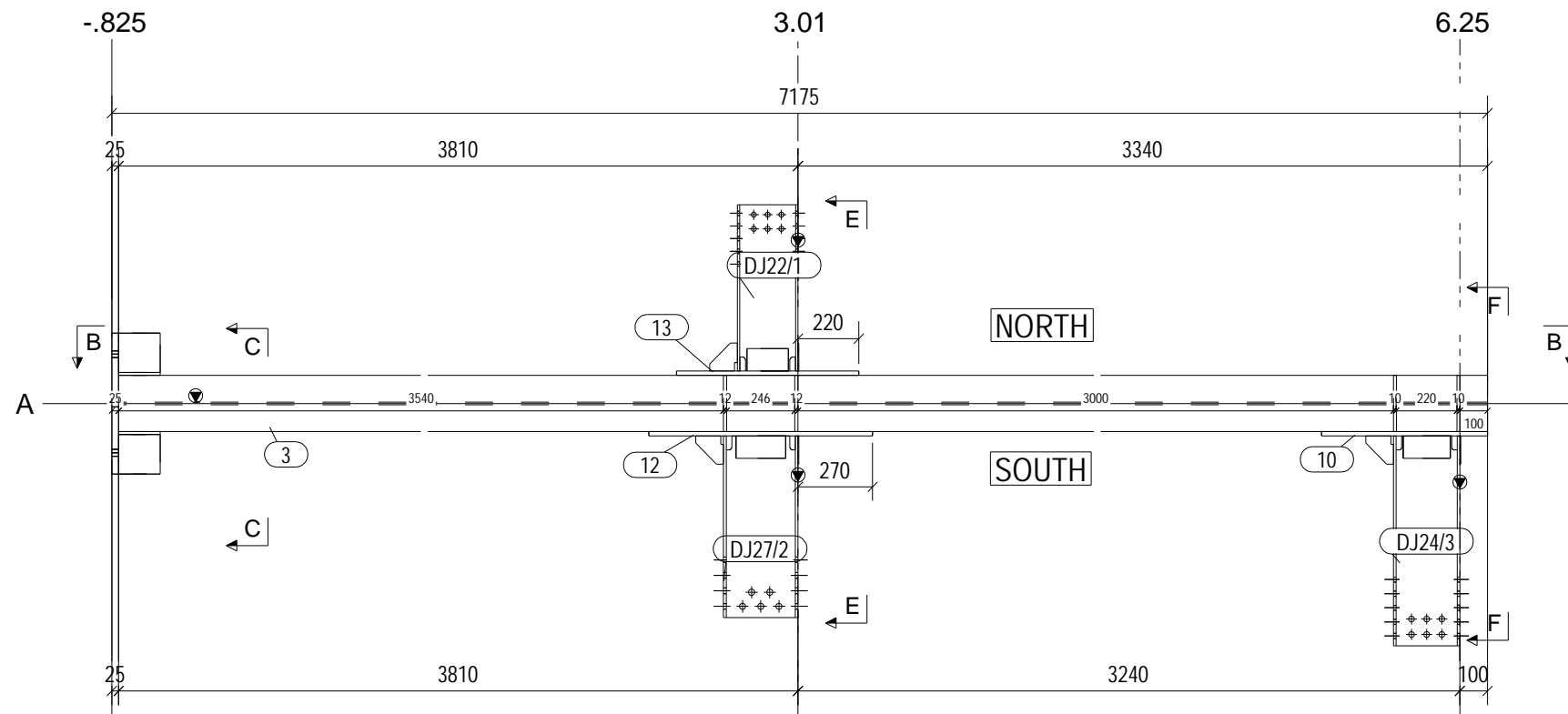
C2/2 No = 1

SHOP MATERIAL LIST FOR 1 ASSEMBLY

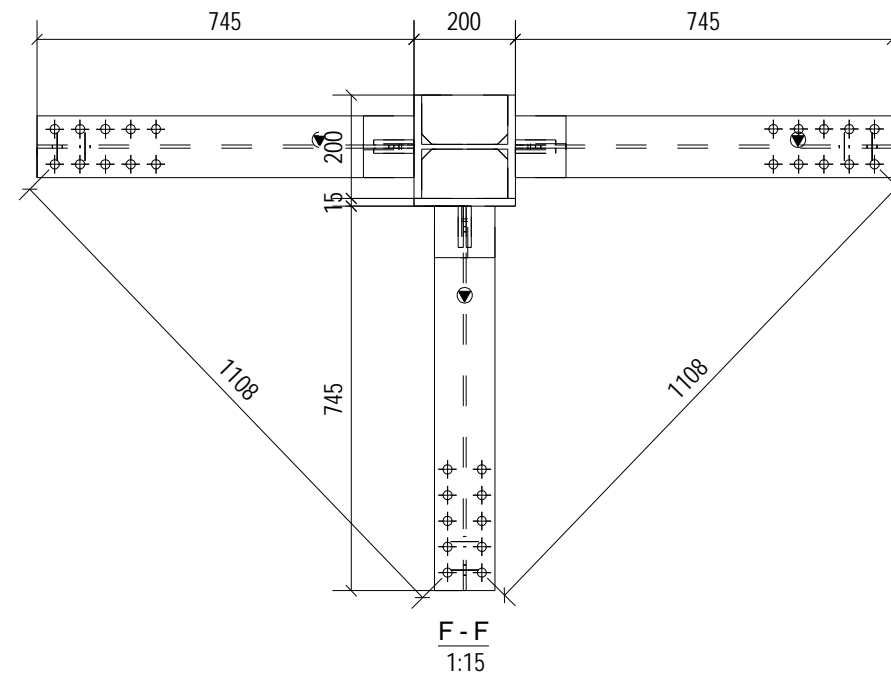
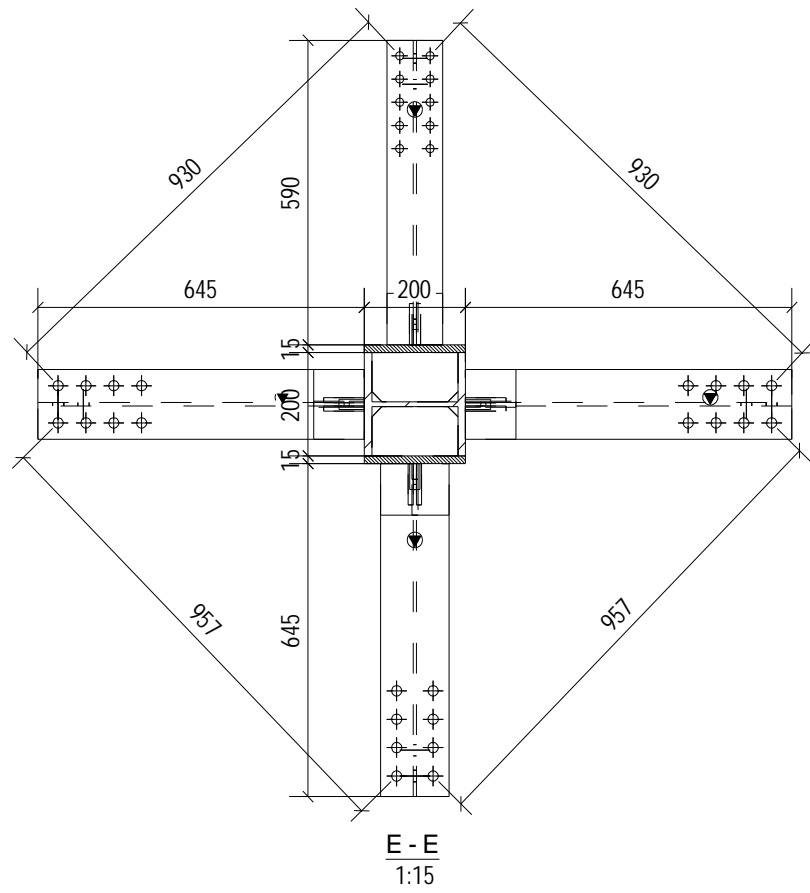
MARK	Size	Grade	No.	Length (mm)	Area (m ²)	Weight (kg)
1	PL1*20	S235JR	1	60	0.003	0.0
3	HEB200	S235JR	1	7150	8.230	438.2
10	PL15*200	S235JR	2	600	0.528	28.3
12	PL15*200	S235JR	2	810	0.709	38.2
20	PL10*96	S235JR	4	170	0.147	5.0
24	PL10*150	S235JR	2	500	0.326	11.8
25	PL10*150	S235JR	4	140	0.191	6.6
88	PL12*96	S235JR	4	170	0.151	6.0
BPL1/1	PL25*500	S235JR	1	500	0.550	49.1
DJ22/3	Assembly		1	1188	1.151	35.2
DJ24/1	Assembly		1	1195	1.259	41.4
DJ24/3	Assembly		4	745	3.179	103.7
DJ27/2	Assembly		2	645	1.572	52.9
Total					17.995	816.4



No	REV MARK	REVISION DESCRIPTION	REV. DATE
CLIENT			
PRINT DATE FOR FABRICATION:			
PROJECT NAME		Truckscale	
DRAWING NAME		[C2.2]	ISSUED
MODELLED BY		SCALE	AS SHOWN
CHECKED BY		REVISION No.	0



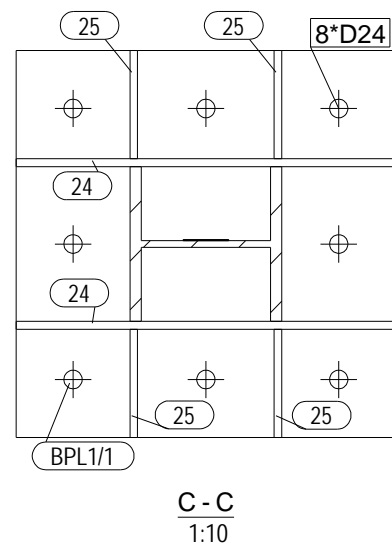
No	REV MARK	REVISION DESCRIPTION	REV. DATE
CLIENT			
PRINT DATE FOR FABRICATION:			
PROJECT NAME		Truckscale	
DRAWING NAME		[C2.3]	ISSUED
MODELLED BY			SCALE AS SHOWN
CHECKED BY			REVISION No. 0



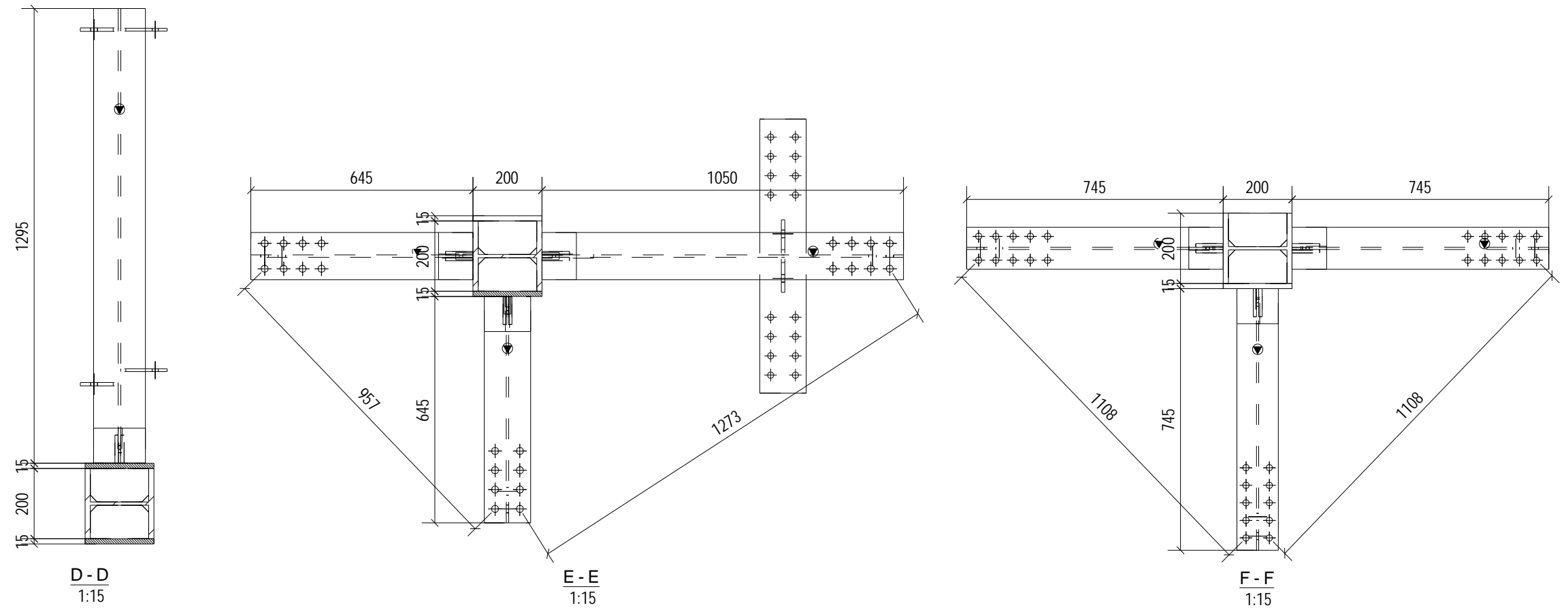
C2/3 No = 1

SHOP MATERIAL LIST FOR 1 ASSEMBLY

MARK	Size	Grade	No.	Length (mm)	Area (m ²)	Weight (kg)
1	PL1*20	S235JR	1	60	0.003	0.0
3	HEB200	S235JR	1	7150	8.230	438.2
10	PL15*200	S235JR	1	600	0.264	14.1
12	PL15*200	S235JR	1	810	0.354	19.1
13	PL15*200	S235JR	1	660	0.290	15.5
20	PL10*96	S235JR	4	170	0.147	5.0
24	PL10*150	S235JR	2	500	0.326	11.8
25	PL10*150	S235JR	4	140	0.191	6.6
88	PL12*96	S235JR	4	170	0.151	6.0
BPL1/1	PL25*500	S235JR	1	500	0.550	49.1
DJ22/1	Assembly		1	590	0.597	17.9
DJ24/3	Assembly		3	745	2.384	77.8
DJ27/2	Assembly		3	645	2.358	79.4
Total					15.844	740.4

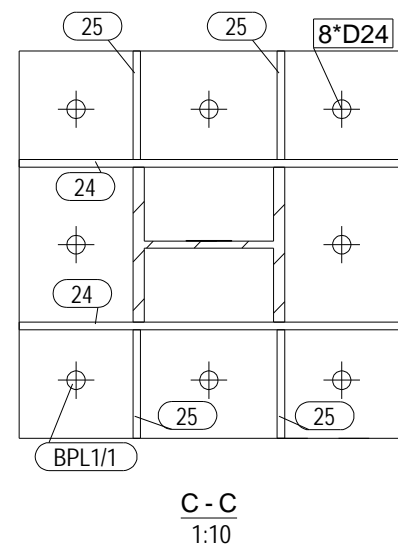


No	REV MARK	REVISION DESCRIPTION	REV. DATE
CLIENT			
PRINT DATE FOR FABRICATION:			
PROJECT NAME		Truckscale	
DRAWING NAME		[C2.3]	ISSUED
MODELLED BY		SCALE	AS SHOWN
CHECKED BY		REVISION No.	0



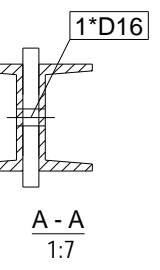
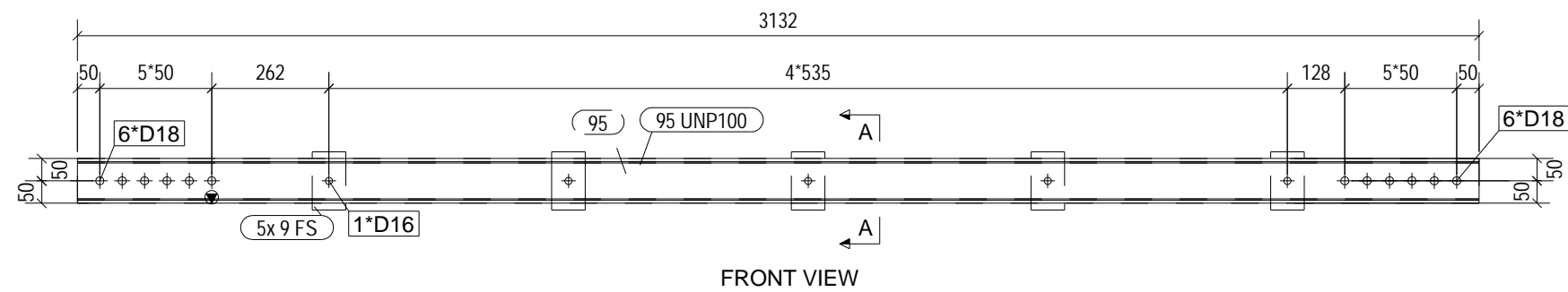
C2/4 No = 1

SHOP MATERIAL LIST FOR 1 ASSEMBLY						
MARK	Size	Grade	No.	Length (mm)	Area (m ²)	Weight (kg)
1	PL1*20	S235JR	1	60	0.003	0.0
3	HEB200	S235JR	1	7150	8.230	438.2
10	PL15*200	S235JR	1	600	0.264	14.1
12	PL15*200	S235JR	1	810	0.354	19.1
14	PL15*200	S235JR	1	840	0.367	19.8
20	PL10*96	S235JR	4	170	0.147	5.0
24	PL10*150	S235JR	2	500	0.326	11.8
25	PL10*150	S235JR	4	140	0.191	6.6
88	PL12*96	S235JR	8	170	0.302	11.9
BPL1/1	PL25*500	S235JR	1	500	0.550	49.1
DJ24/3	Assembly		3	745	2.384	77.8
DJ27/1	Assembly		1	1050	1.570	55.6
DJ27/2	Assembly		2	645	1.572	52.9
DJ30/1	Assembly		1	1295	1.925	67.7
Total					18.184	829.5



No	REV MARK	REVISION DESCRIPTION	REV. DATE
CLIENT			
PRINT DATE FOR FABRICATION:			
PROJECT NAME		Truckscale	
DRAWING NAME		[C2.4]	ISSUED
MODELLED BY		SCALE	AS SHOWN
CHECKED BY		REVISION No.	0

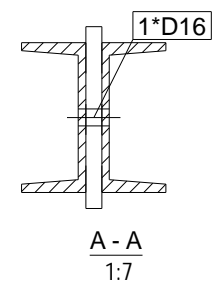
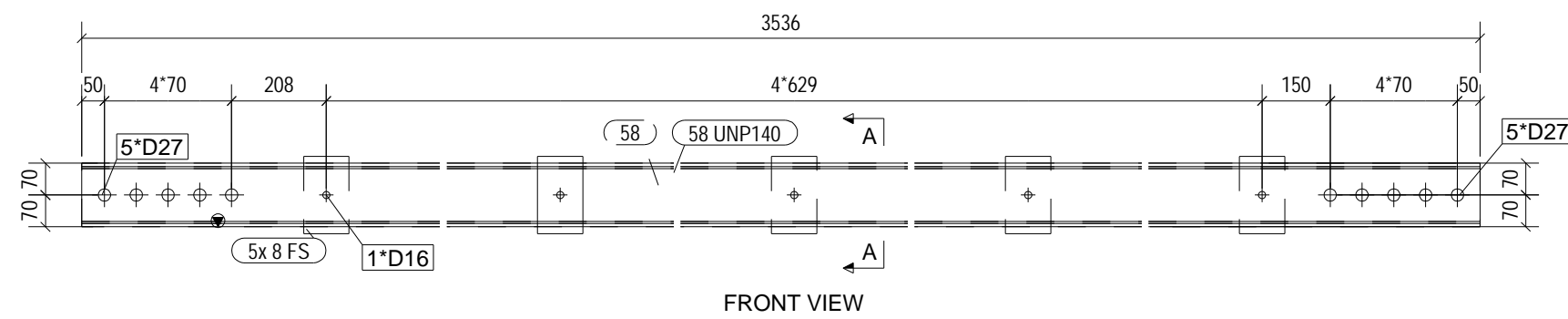
Tekla structures



Tekla structures

MATERIAL LIST FOR ASSEMBLY MK'D BR10/1 No= 4					
Mark	Profile	Material	No.	Length	Weight
9	PL15*75	S235JR	5	130	1.1
95	UNP100	S235JR	2	3132	33.2
Total					72.1

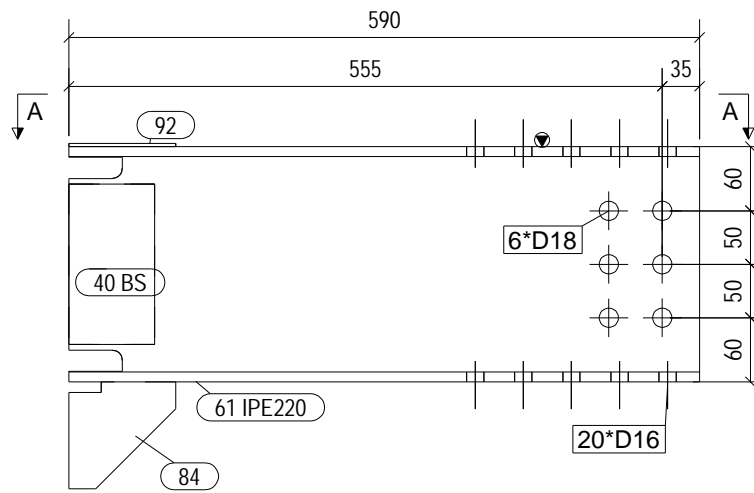
No	REV MARK	REVISION DESCRIPTION	REV. DATE
CLIENT			
PRINT DATE FOR FABRICATION:			
PROJECT NAME		Truckscale	
DRAWING NAME		[BR10.1]	ISSUED
MODELLED BY			SCALE AS SHOWN
CHECKED BY			REVISION No. 0



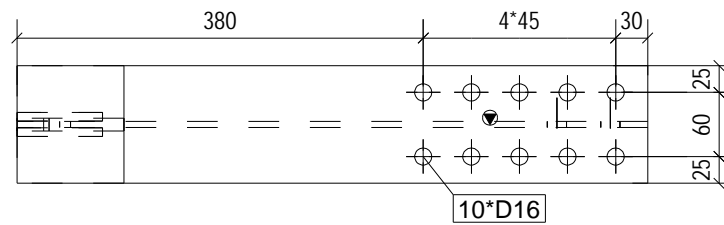
Tekla structures

MATERIAL LIST FOR ASSEMBLY MK'D BR14/1 No= 4					
Mark	Profile	Material	No.	Length	Weight
8	PL15*100	S235JR	5	170	2.0
58	UNP140	S235JR	2	3536	56.6
Total					123.2

No	REV MARK	REVISION DESCRIPTION	REV. DATE
CLIENT			
PRINT DATE FOR FABRICATION:			
PROJECT NAME		Truckscale	
DRAWING NAME		[BR14.1]	ISSUED
MODELLED BY			SCALE AS SHOWN
CHECKED BY			REVISION No. 0



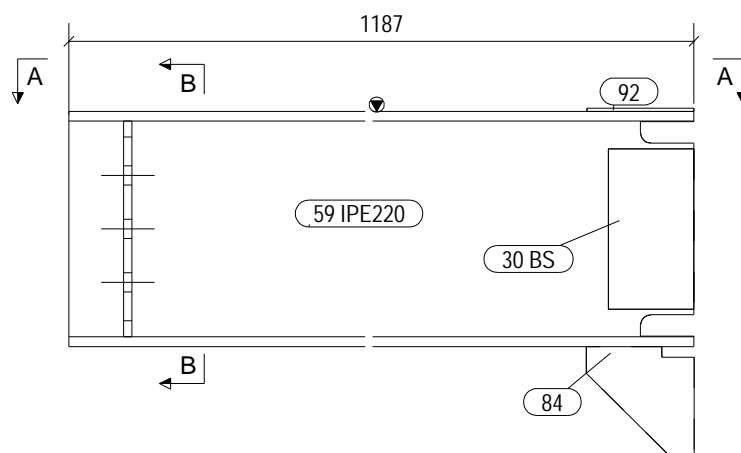
FRONT VIEW



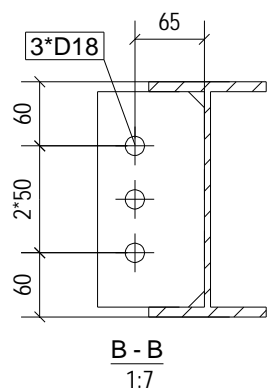
A - A
1:7

MATERIAL LIST FOR ASSEMBLY MK'D DJ22/1 No= 1					
Mark	Profile	Material	No.	Length	Weight
40	PL8*80	S235JR	2	150	0.8
61	IPE220	S235JR	1	590	15.5
84	PL12*100	S235JR	1	100	0.6
92	PL3*110	S235JR	1	100	0.3
				Total	17.9

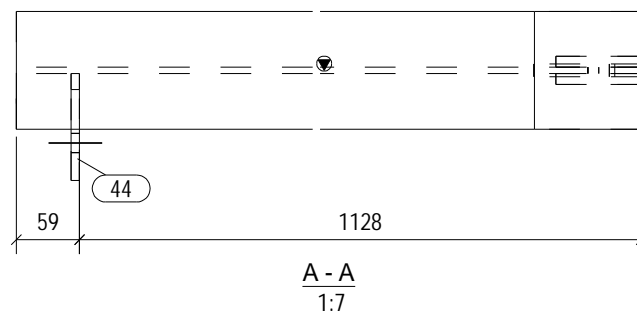
No	REV MARK	REVISION DESCRIPTION	REV. DATE
CLIENT			
PRINT DATE FOR FABRICATION:			
PROJECT NAME		Truckscale	
DRAWING NAME		[DJ22.1]	ISSUED
MODELLED BY			SCALE AS SHOWN
CHECKED BY			REVISION No. 0



FRONT VIEW



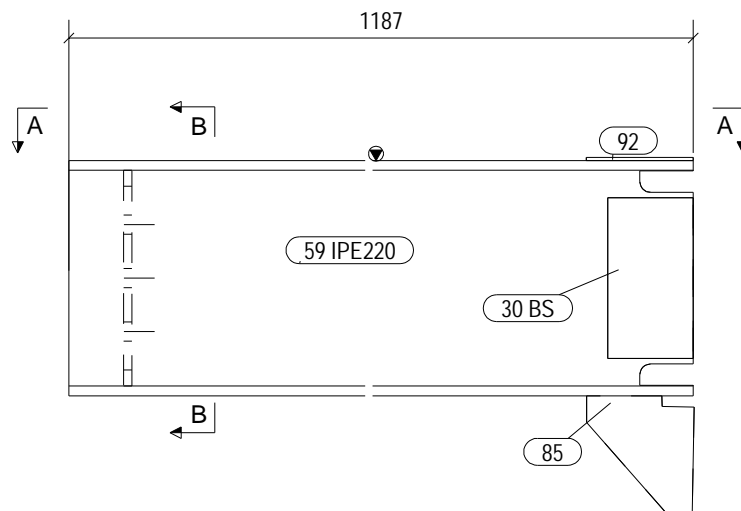
B - B
1:7



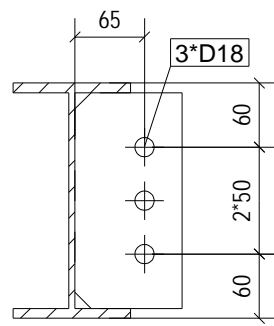
A - A
1:7

MATERIAL LIST FOR ASSEMBLY MK'D						DJ22/2	No= 1
Mark	Profile	Material	No.	Length	Weight		
30	PL10*80	S235JR	2	150	0.9		
44	PL8*100	S235JR	1	202	1.3		
59	IPE220	S235JR	1	1187	31.1		
84	PL12*100	S235JR	1	101	0.7		
92	PL3*110	S235JR	1	100	0.3		
					Total	35.2	

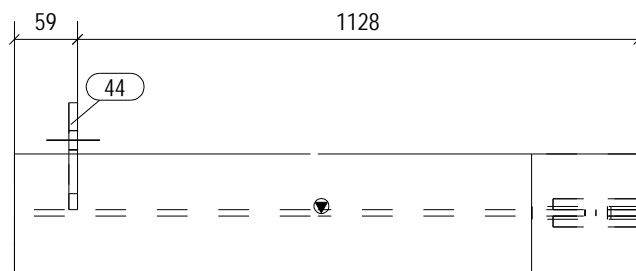
No	REV MARK	REVISION DESCRIPTION	REV. DATE
CLIENT			
PRINT DATE FOR FABRICATION:			
PROJECT NAME		Truckscale	
DRAWING NAME		[DJ22.2]	ISSUED
MODELLED BY			SCALE AS SHOWN
CHECKED BY			REVISION No. 0



FRONT VIEW



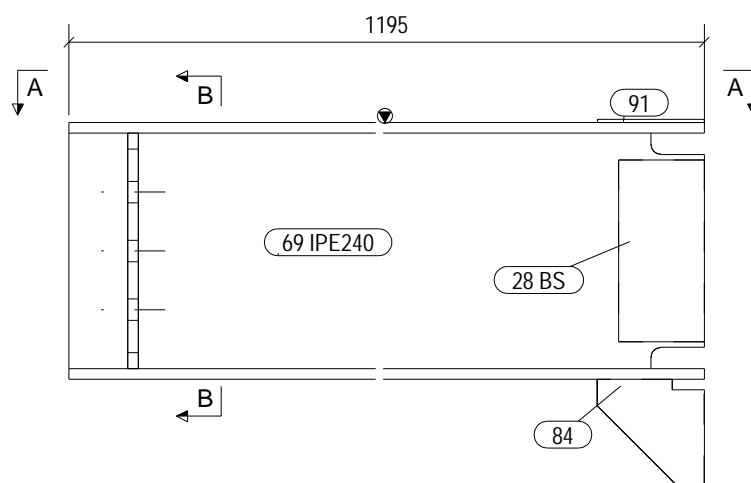
B - B
1:7



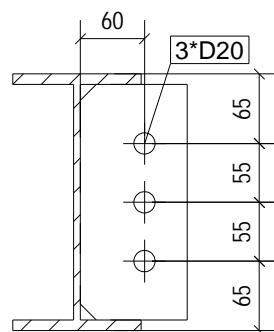
A - A
1:7

MATERIAL LIST FOR ASSEMBLY MK'D						DJ22/3	No= 1
Mark	Profile	Material	No.	Length	Weight		
30	PL10*80	S235JR	2	150	0.9		
44	PL8*100	S235JR	1	202	1.3		
59	IPE220	S235JR	1	1187	31.1		
85	PL12*109	S235JR	1	100	0.7		
92	PL3*110	S235JR	1	100	0.3		
					Total	35.2	

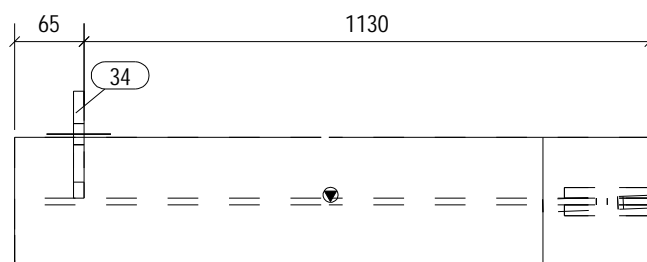
No	REV MARK	REVISION DESCRIPTION	REV. DATE
CLIENT			
PRINT DATE FOR FABRICATION:			
PROJECT NAME		Truckscale	
DRAWING NAME		[DJ22.3]	ISSUED
MODELLED BY			SCALE AS SHOWN
CHECKED BY			REVISION No. 0



FRONT VIEW



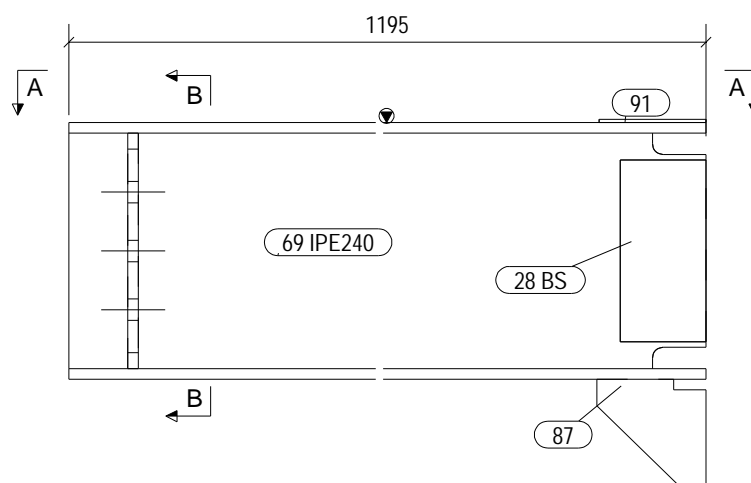
B - B
1:7



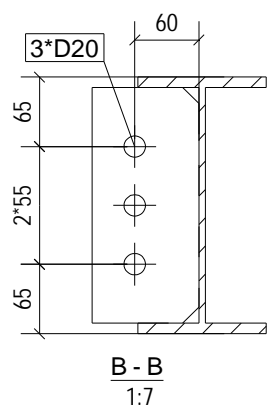
A - A
1:7

MATERIAL LIST FOR ASSEMBLY MK'D						DJ24/1	No= 1
Mark	Profile	Material	No.	Length	Weight		
28	PL10*80	S235JR	2	170	1.1		
34	PL10*100	S235JR	1	220	1.7		
69	IPE240	S235JR	1	1195	36.7		
84	PL12*100	S235JR	1	100	0.7		
91	PL3*120	S235JR	1	100	0.3		
					Total	41.4	

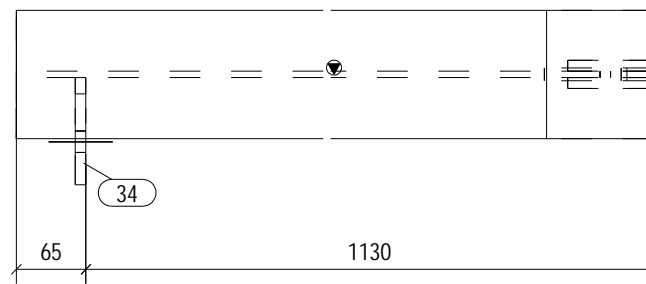
No	REV MARK	REVISION DESCRIPTION	REV. DATE
CLIENT			
PRINT DATE FOR FABRICATION:			
PROJECT NAME		Truckscale	
DRAWING NAME		[DJ24.1]	ISSUED
MODELLED BY			SCALE AS SHOWN
CHECKED BY			REVISION No. 0



FRONT VIEW



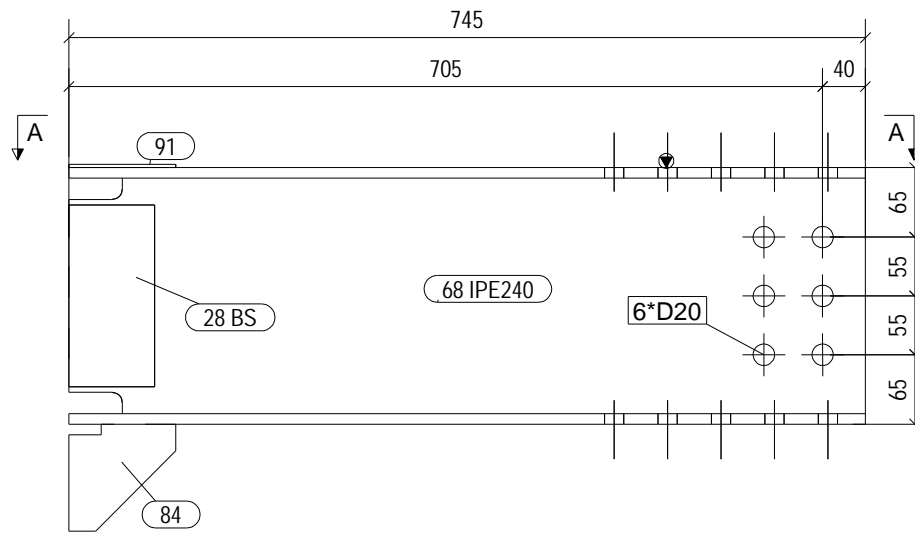
B - B
1:7



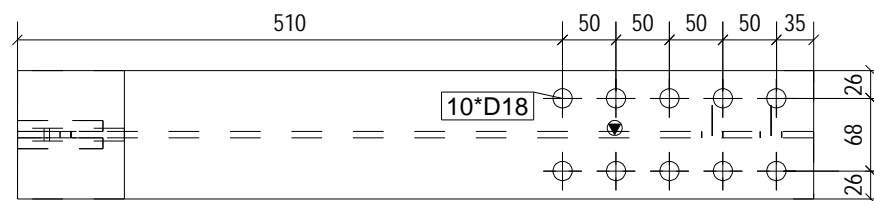
A - A
1:7

MATERIAL LIST FOR ASSEMBLY MK'D						DJ24/2	No= 1
Mark	Profile	Material	No.	Length	Weight		
28	PL10*80	S235JR	2	170	1.1		
34	PL10*100	S235JR	1	220	1.7		
69	IPE240	S235JR	1	1195	36.7		
87	PL12*100	S235JR	1	102	0.7		
91	PL3*120	S235JR	1	100	0.3		
					Total	41.5	

No	REV MARK	REVISION DESCRIPTION	REV. DATE
CLIENT			
PRINT DATE FOR FABRICATION:			
PROJECT NAME		Truckscale	
DRAWING NAME		[DJ24.2]	ISSUED
MODELLED BY			SCALE AS SHOWN
CHECKED BY			REVISION No. 0



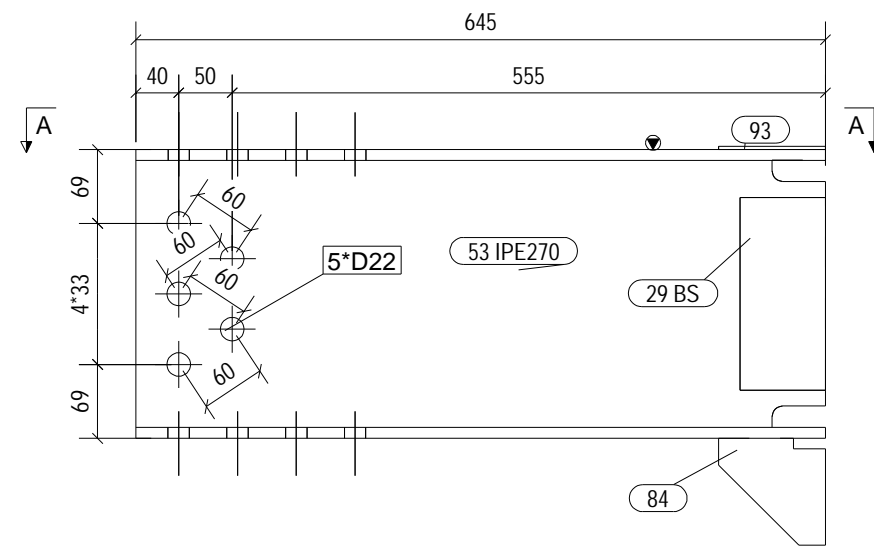
FRONT VIEW



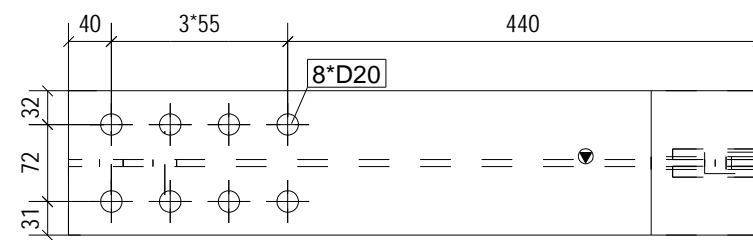
A - A
1:7

MATERIAL LIST FOR ASSEMBLY MK'D DJ24/3 No= 18					
Mark	Profile	Material	No.	Length	Weight
28	PL10*80	S235JR	2	170	1.1
68	IPE240	S235JR	1	745	22.9
84	PL12*100	S235JR	1	100	0.6
91	PL3*120	S235JR	1	100	0.3
Total					25.9

No	REV MARK	REVISION DESCRIPTION	REV. DATE
CLIENT			
PRINT DATE FOR FABRICATION:			
PROJECT NAME		Truckscale	
DRAWING NAME		[DJ24.3]	ISSUED
MODELLED BY			SCALE AS SHOWN
CHECKED BY			REVISION No. 0



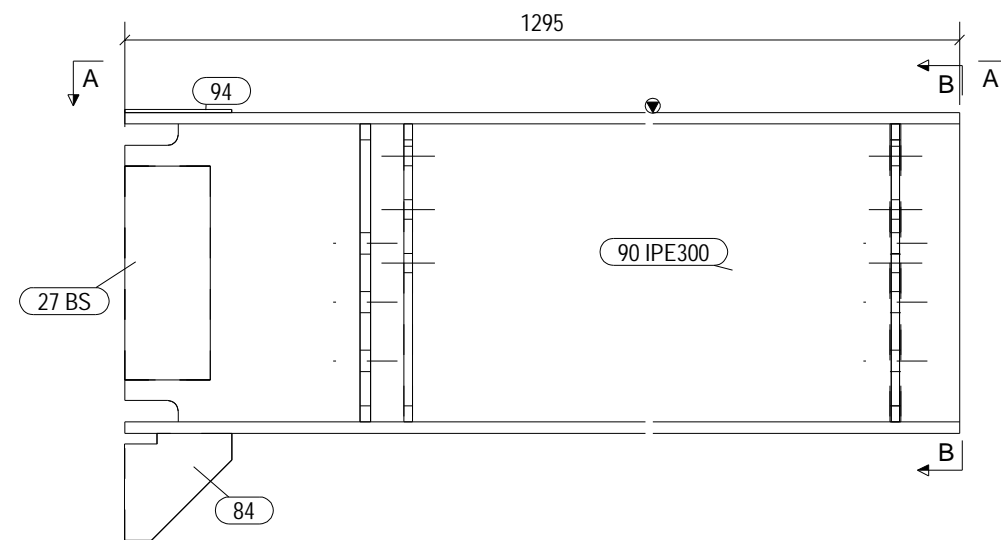
FRONT VIEW



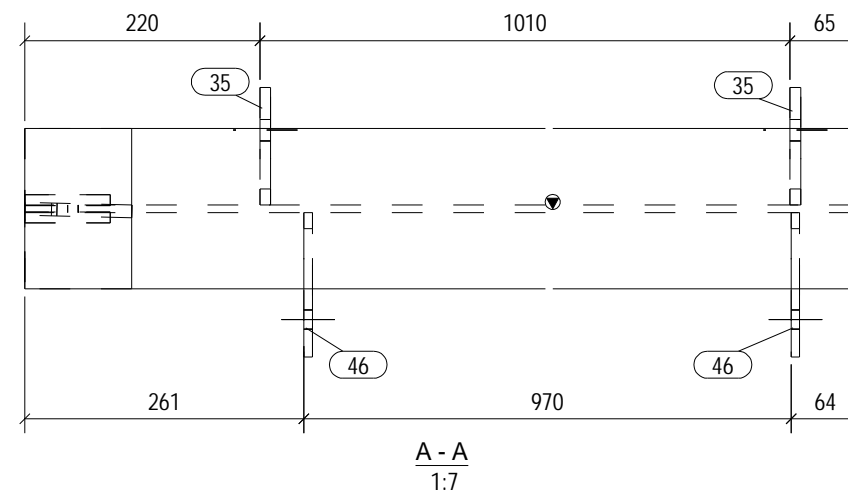
A - A
1:7

MATERIAL LIST FOR ASSEMBLY MK'D DJ27/2 No= 13					
Mark	Profile	Material	No.	Length	Weight
29	PL10*80	S235JR	2	180	1.1
53	IPE270	S235JR	1	645	23.2
84	PL12*100	S235JR	1	100	0.6
93	PL3*135	S235JR	1	100	0.3
Total					26.5

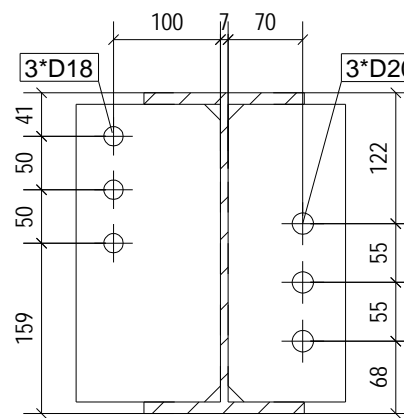
No	REV MARK	REVISION DESCRIPTION	REV. DATE
CLIENT			
PRINT DATE FOR FABRICATION:			
PROJECT NAME		Truckscale	
DRAWING NAME		[DJ27.2]	ISSUED
MODELLED BY			SCALE AS SHOWN
CHECKED BY			REVISION No. 0



FRONT VIEW



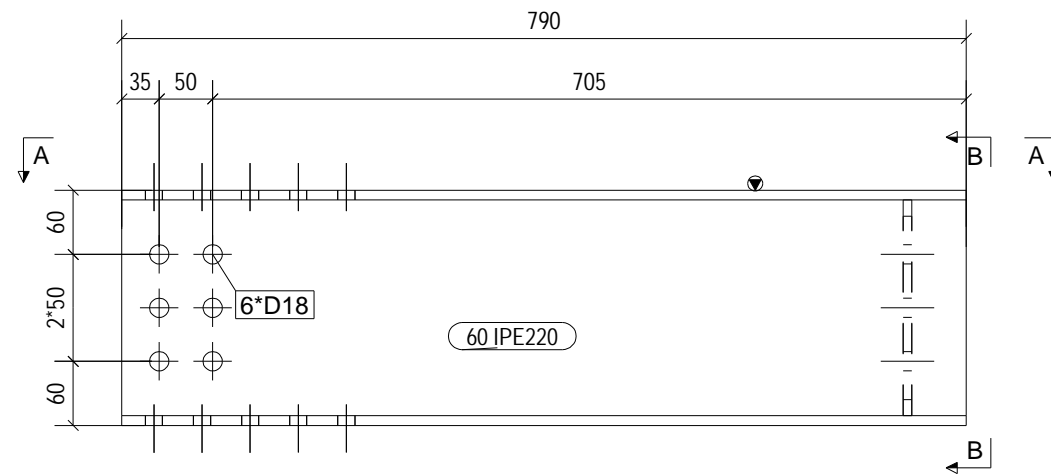
A - A
1:7



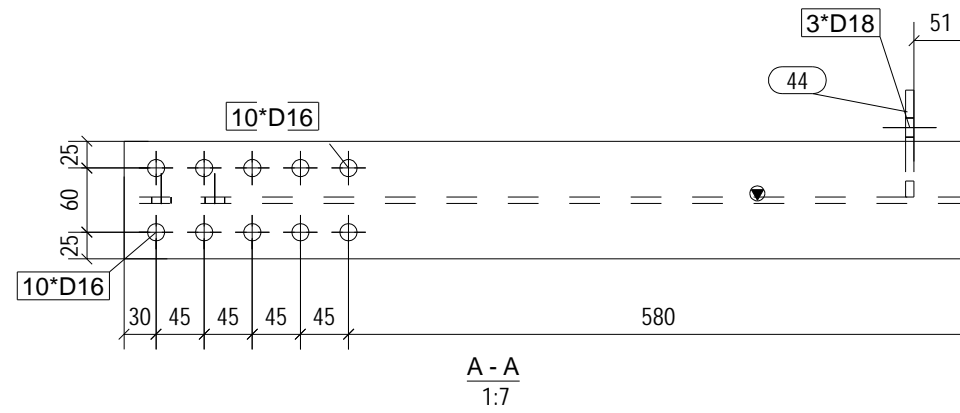
B - B
1:7

MATERIAL LIST FOR ASSEMBLY MK'D DJ30/1 No= 1					
Mark	Profile	Material	No.	Length	Weight
27	PL10*80	S235JR	2	200	1.3
35	PL10*110	S235JR	2	279	2.4
46	PL8*135	S235JR	2	279	2.3
84	PL12*100	S235JR	1	100	0.6
90	IPE300	S235JR	1	1295	54.7
94	PL3*150	S235JR	1	100	0.4
				Total	67.7

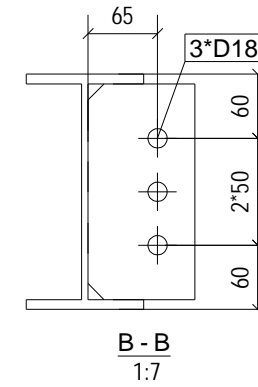
No	REV MARK	REVISION DESCRIPTION	REV. DATE
CLIENT			
PRINT DATE FOR FABRICATION:			
PROJECT NAME		Truckscale	
DRAWING NAME		[DJ30.1]	ISSUED
MODELLED BY			SCALE AS SHOWN
CHECKED BY			REVISION No. 0



FRONT VIEW



A - A
1:7

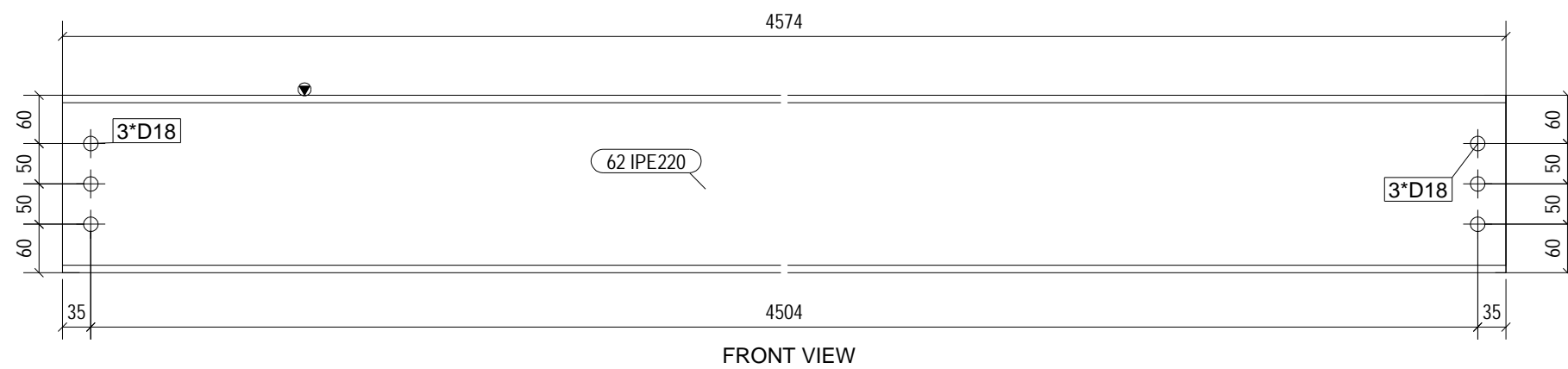


B - B
1:7

Tekla structures

MATERIAL LIST FOR ASSEMBLY MK'D						J22/3	No= 1
Mark	Profile	Material	No.	Length	Weight		
44	PL8*100	S235JR	1	202	1.3		
60	IPE220	S235JR	1	790	20.7		
Total						22.0	

No	REV MARK	REVISION DESCRIPTION	REV. DATE
CLIENT			
PRINT DATE FOR FABRICATION:			
PROJECT NAME		Truckscale	
DRAWING NAME		J22.3	ISSUED
MODELLED BY			SCALE AS SHOWN
CHECKED BY			REVISION No. 0

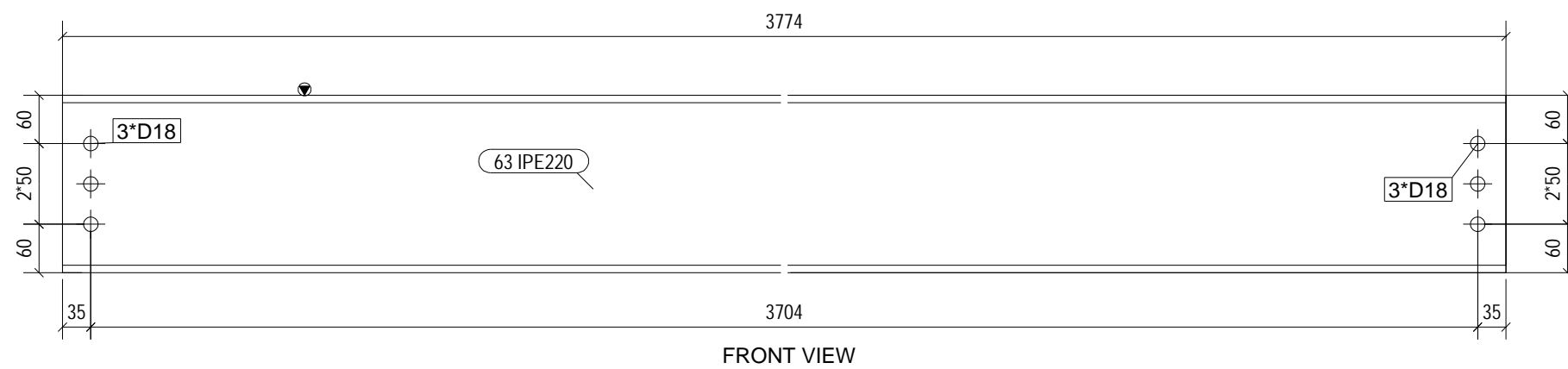


FRONT VIEW

Tekla structures

MATERIAL LIST FOR ASSEMBLY MK'D						J24/1	No= 4
Mark	Profile	Material	No.	Length	Weight		
62	IPE220	S235JR	1	4574	119.9		
Total					119.9		

No	REV MARK	REVISION DESCRIPTION	REV. DATE
CLIENT			
PRINT DATE FOR FABRICATION:			
PROJECT NAME		Truckscale	
DRAWING NAME		[J24.1]	ISSUED
MODELLED BY			SCALE AS SHOWN
CHECKED BY			REVISION No. 0

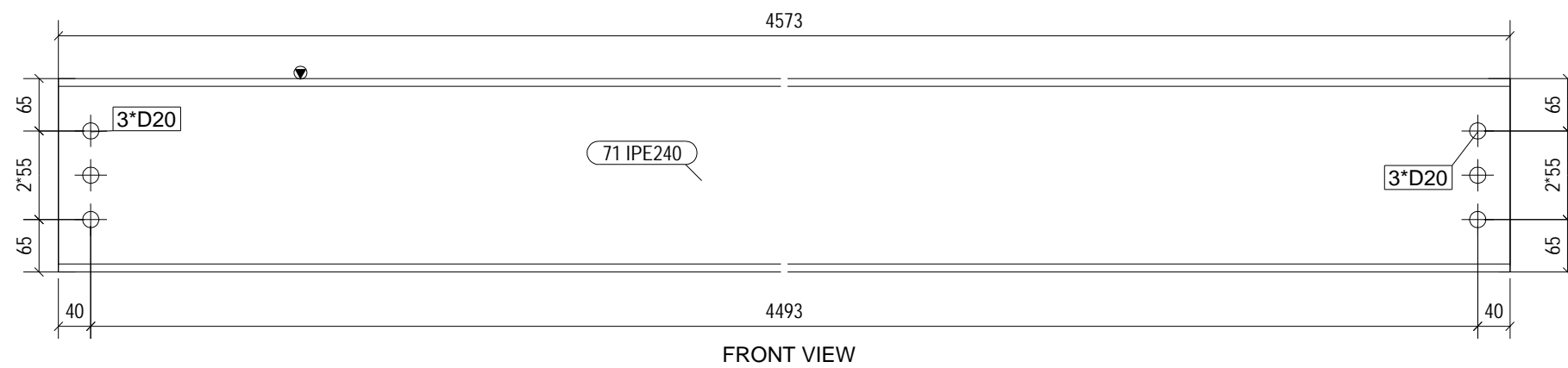


FRONT VIEW

Tekla structures

MATERIAL LIST FOR ASSEMBLY MK'D						J24/2	No= 1
Mark	Profile	Material	No.	Length	Weight		
63	IPE220	S235JR	1	3774	98.9		
Total					98.9		

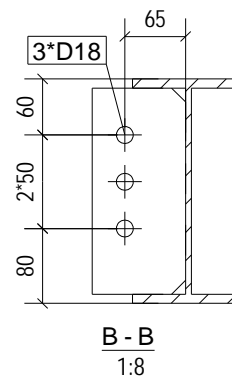
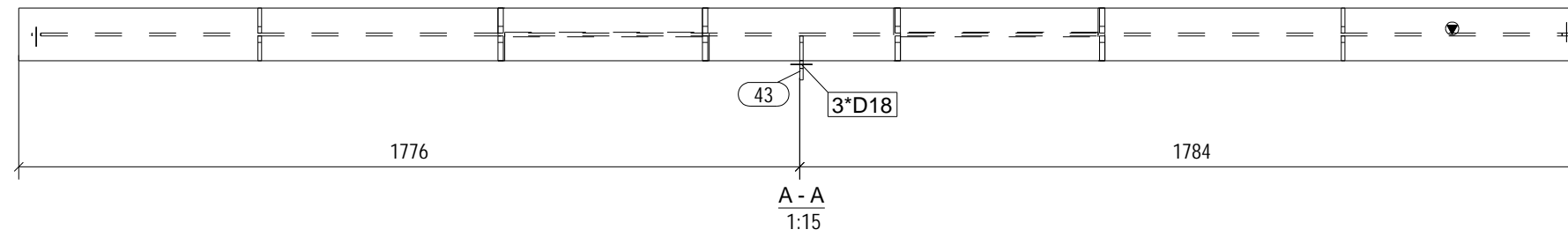
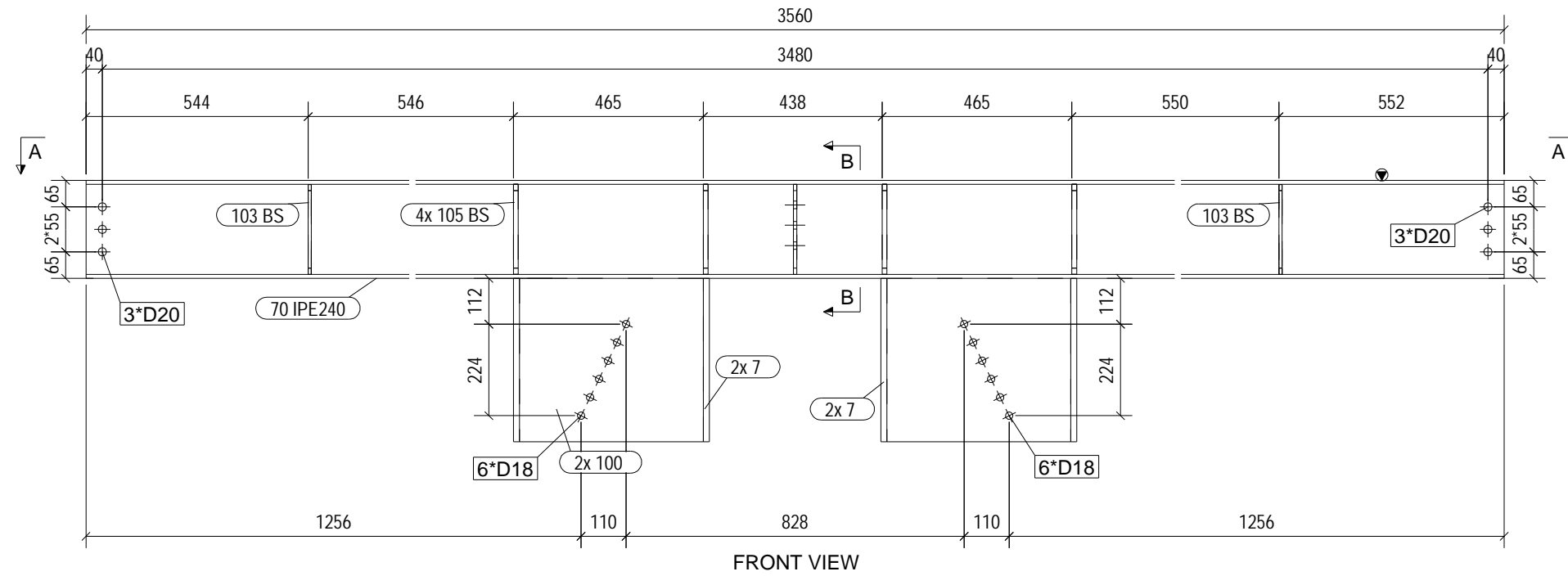
No	REV MARK	REVISION DESCRIPTION	REV. DATE
CLIENT			
PRINT DATE FOR FABRICATION:			
PROJECT NAME		Truckscale	
DRAWING NAME		[J24.2]	ISSUED
MODELLED BY			SCALE AS SHOWN
CHECKED BY			REVISION No. 0



Tekla structures

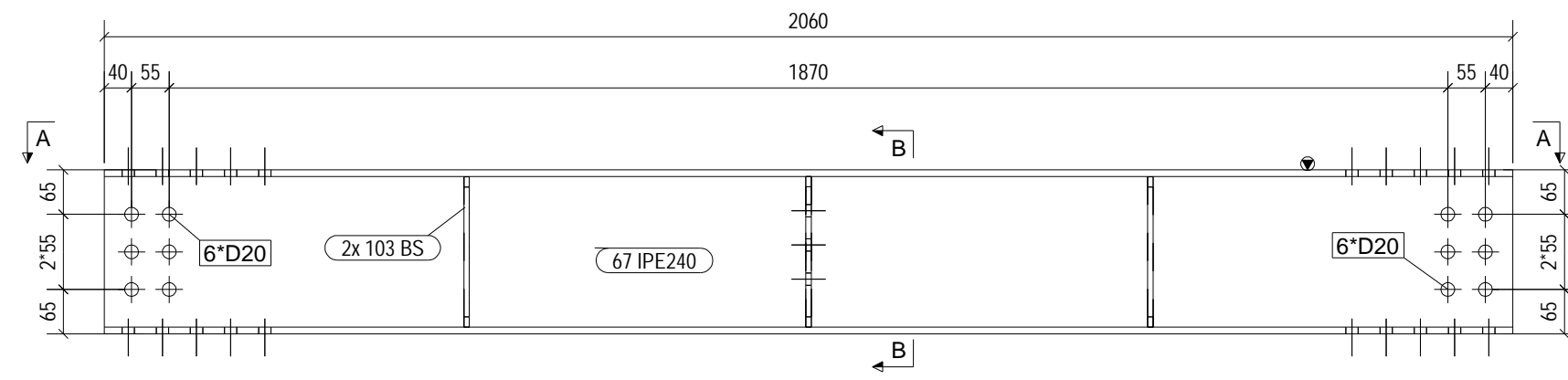
MATERIAL LIST FOR ASSEMBLY MK'D						J24/3	No= 3
Mark	Profile	Material	No.	Length	Weight		
71	IPE240	S235JR	1	4573	140.3		
Total					140.3		

No	REV MARK	REVISION DESCRIPTION	REV. DATE
CLIENT			
PRINT DATE FOR FABRICATION:			
PROJECT NAME		Truckscale	
DRAWING NAME		[J24.3]	ISSUED
MODELLED BY			SCALE AS SHOWN
CHECKED BY			REVISION No. 0

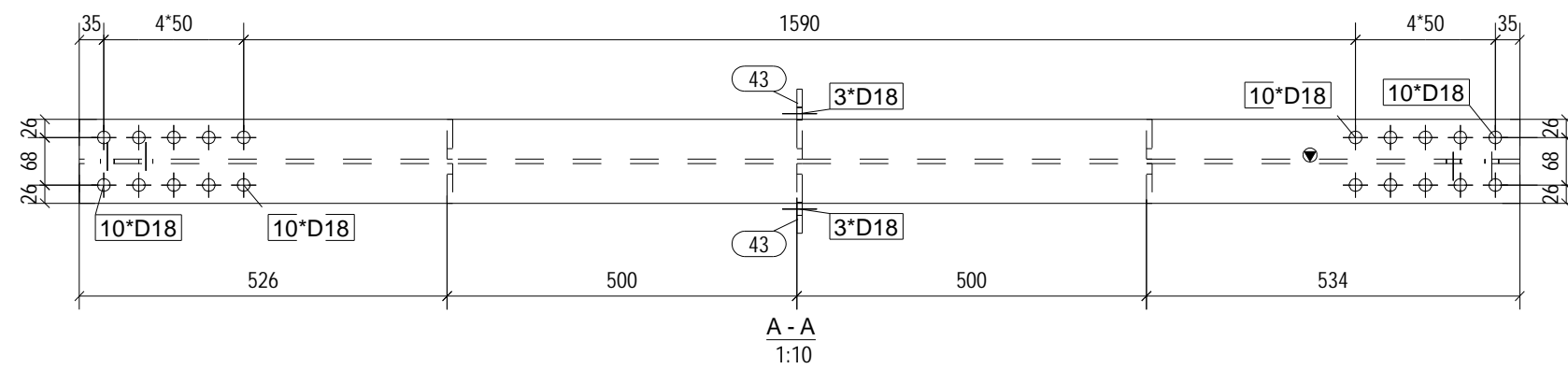


MATERIAL LIST FOR ASSEMBLY MK'D						J24/4	No= 2
Mark	Profile	Material	No.	Length	Weight		
7	PL15*120	S235JR	4	400	5.7		
43	PL8*100	S235JR	1	220	1.4		
70	IPE240	S235JR	1	3560	109.2		
100	PL10*400	S235JR	2	450	14.1		
103	PL8*57	S235JR	4	220	0.8		
105	PL12*57	S235JR	8	220	1.2		
Total							173.8

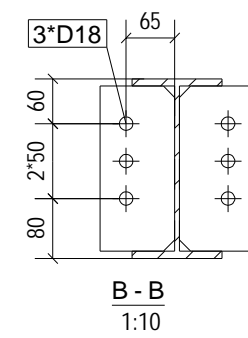
No	REV MARK	REVISION DESCRIPTION	REV. DATE
CLIENT			
PRINT DATE FOR FABRICATION:			
PROJECT NAME		Truckscale	
DRAWING NAME		J24.4	ISSUED
MODELLED BY			SCALE AS SHOWN
CHECKED BY			REVISION No. 0



FRONT VIEW



A - A
1:10

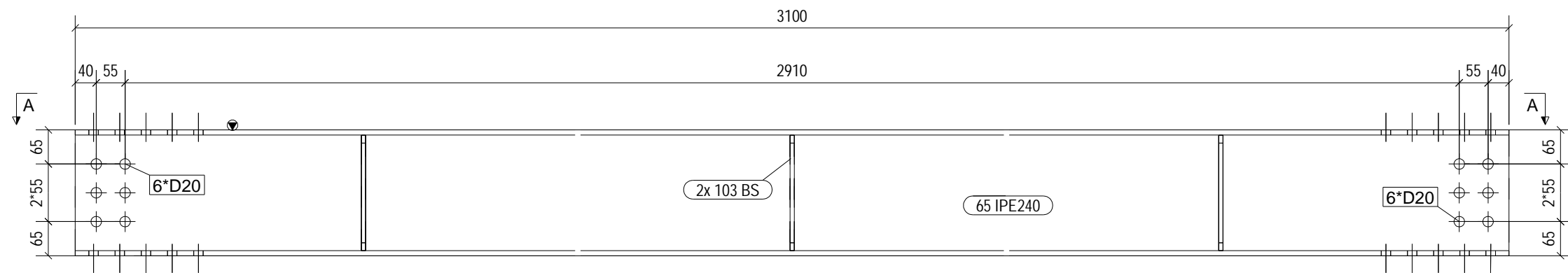


B - B
1:10

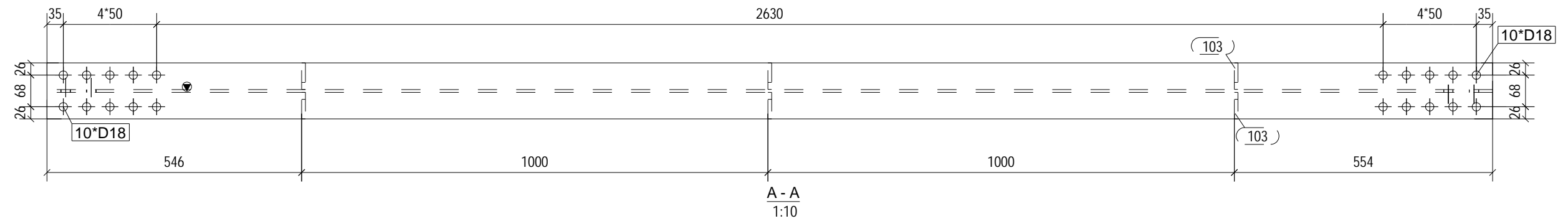
MATERIAL LIST FOR ASSEMBLY MK'D J24/5 No= 2

Mark	Profile	Material	No.	Length	Weight
43	PL8*100	S235JR	2	220	1.4
67	IPE240	S235JR	1	2060	63.2
103	PL8*57	S235JR	4	220	0.8
Total					69.0

No	REV MARK	REVISION DESCRIPTION	REV. DATE
CLIENT			
PRINT DATE FOR FABRICATION:			
PROJECT NAME		Truckscale	
DRAWING NAME		[J24.5]	ISSUED
MODELLED BY			SCALE AS SHOWN
CHECKED BY			REVISION No. 0



FRONT VIEW

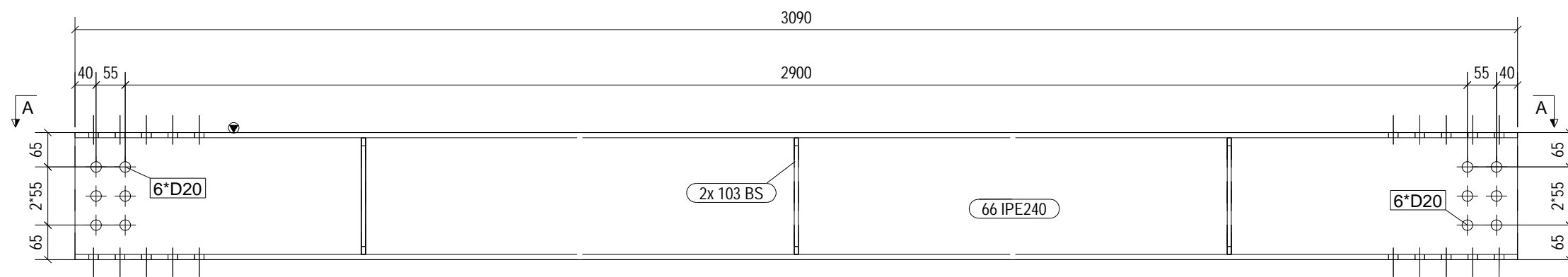


A - A
1:10

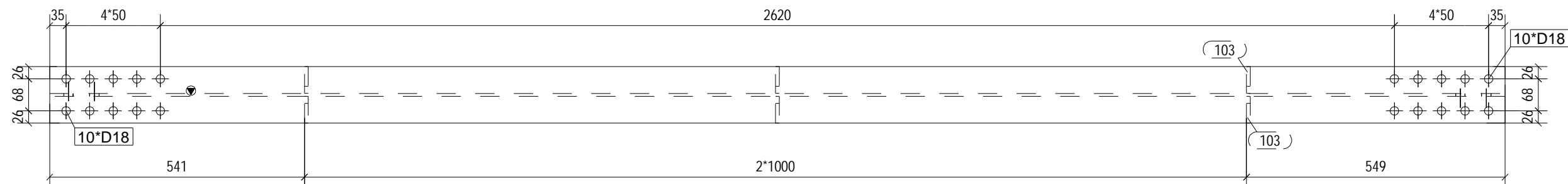
Tekla structures

MATERIAL LIST FOR ASSEMBLY MK'D					
Mark	Profile	Material	No.	Length	Weight
65	IPE240	S235JR	1	3100	95.1
103	PL8*57	S235JR	6	220	0.8
Total					99.8

No	REV MARK	REVISION DESCRIPTION	REV. DATE
CLIENT			
PRINT DATE FOR FABRICATION:			
PROJECT NAME		Truckscale	
DRAWING NAME		[J24.6]	ISSUED
MODELLED BY			SCALE AS SHOWN
CHECKED BY			REVISION No. 0



FRONT VIEW

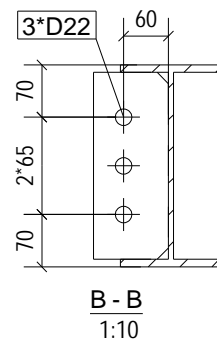
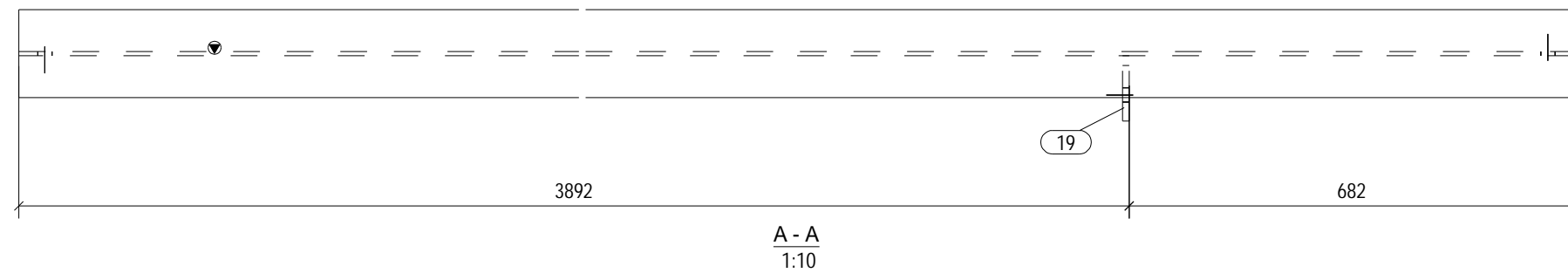
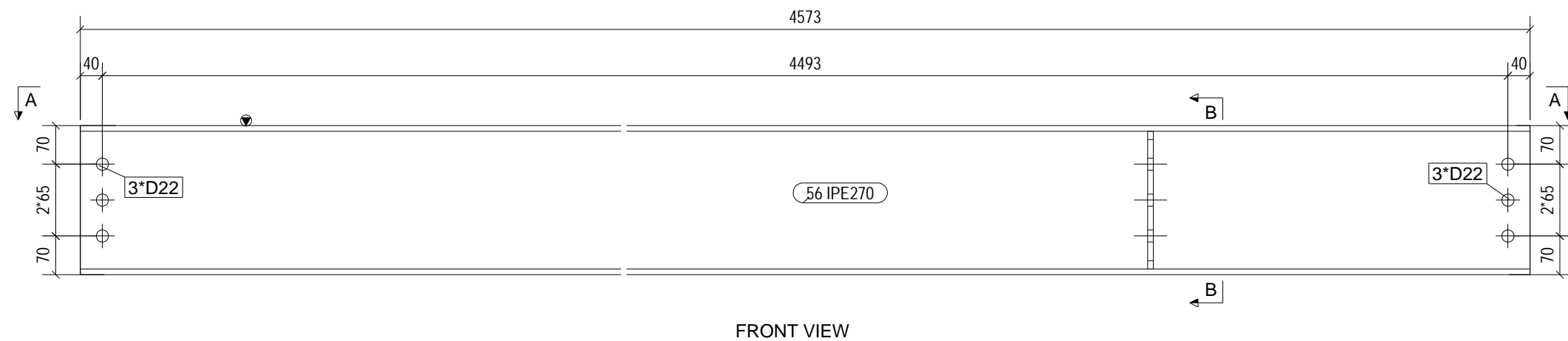


A - A
1:10

Tekla structures

MATERIAL LIST FOR ASSEMBLY MK'D					
Mark	Profile	Material	No.	Length	Weight
66	IPE240	S235JR	1	3090	94.8
103	PL8*57	S235JR	6	220	0.8
				Total	99.4

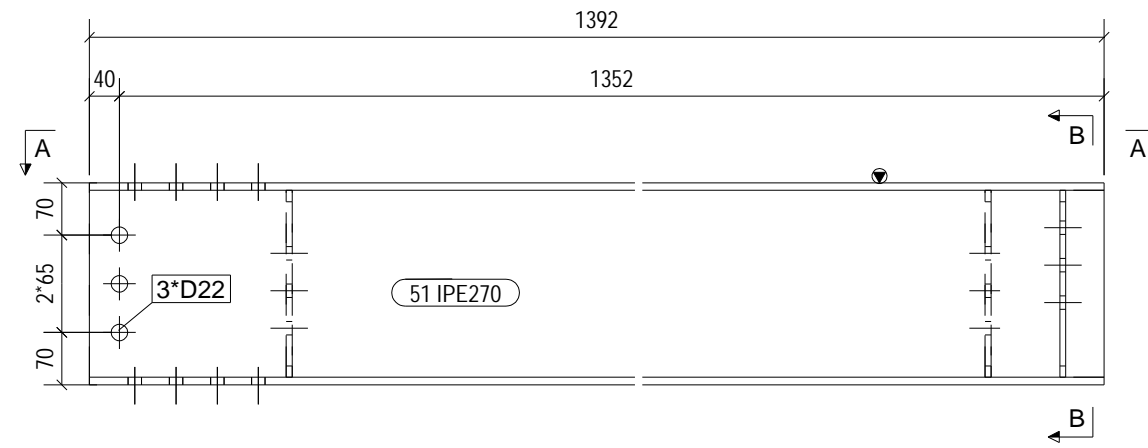
No	REV MARK	REVISION DESCRIPTION	REV. DATE
CLIENT			
PRINT DATE FOR FABRICATION:			
PROJECT NAME		Truckscale	
DRAWING NAME		[J24.7]	ISSUED
MODELLED BY			SCALE AS SHOWN
CHECKED BY			REVISION No. 0



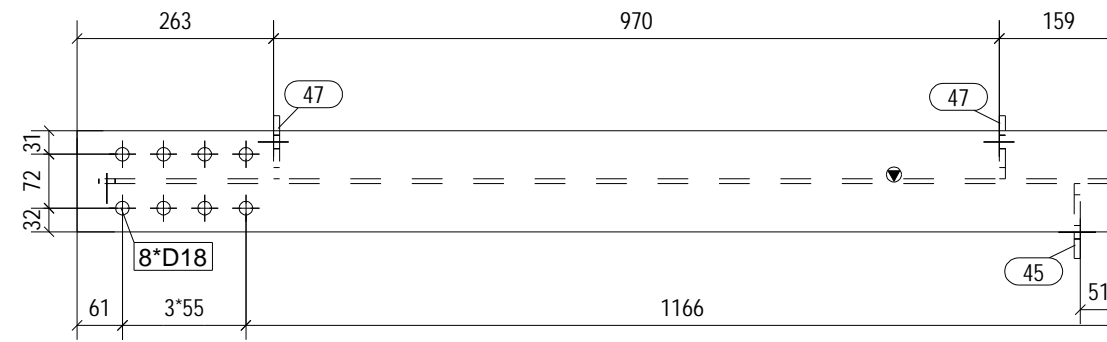
Tekla structures

MATERIAL LIST FOR ASSEMBLY MK'D						J27/1	No= 1
Mark	Profile	Material	No.	Length	Weight		
19	PL10*100	S235JR	1	250	1.9		
56	IPE270	S235JR	1	4573	164.8		
Total					166.7		

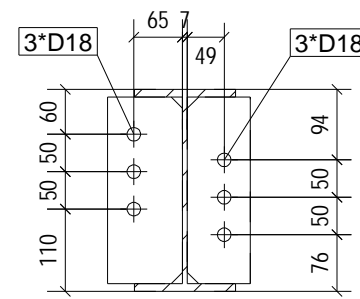
No	REV MARK	REVISION DESCRIPTION	REV. DATE
CLIENT			
PRINT DATE FOR FABRICATION:			
PROJECT NAME		Truckscale	
DRAWING NAME		[J27.1]	ISSUED
MODELLED BY			SCALE AS SHOWN
CHECKED BY			REVISION No. 0



FRONT VIEW



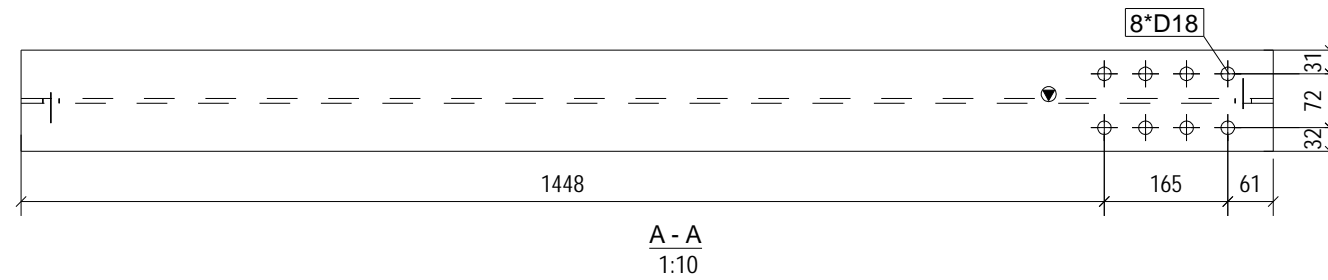
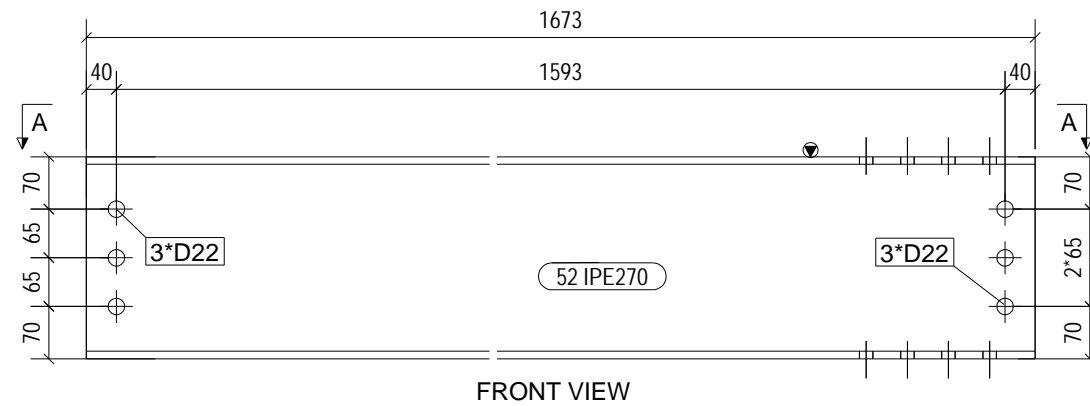
A - A
1:10



B - B
1:10

MATERIAL LIST FOR ASSEMBLY MK'D J27/2 No= 1					
Mark	Profile	Material	No.	Length	Weight
45	PL8*100	S235JR	1	250	1.6
47	PL8*84	S235JR	2	250	1.3
51	IPE270	S235JR	1	1392	50.1
				Total	54.3

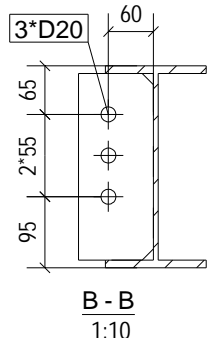
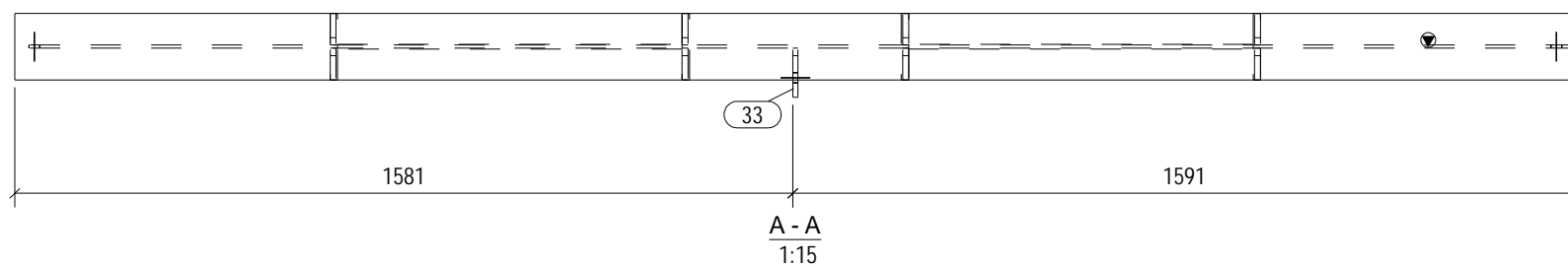
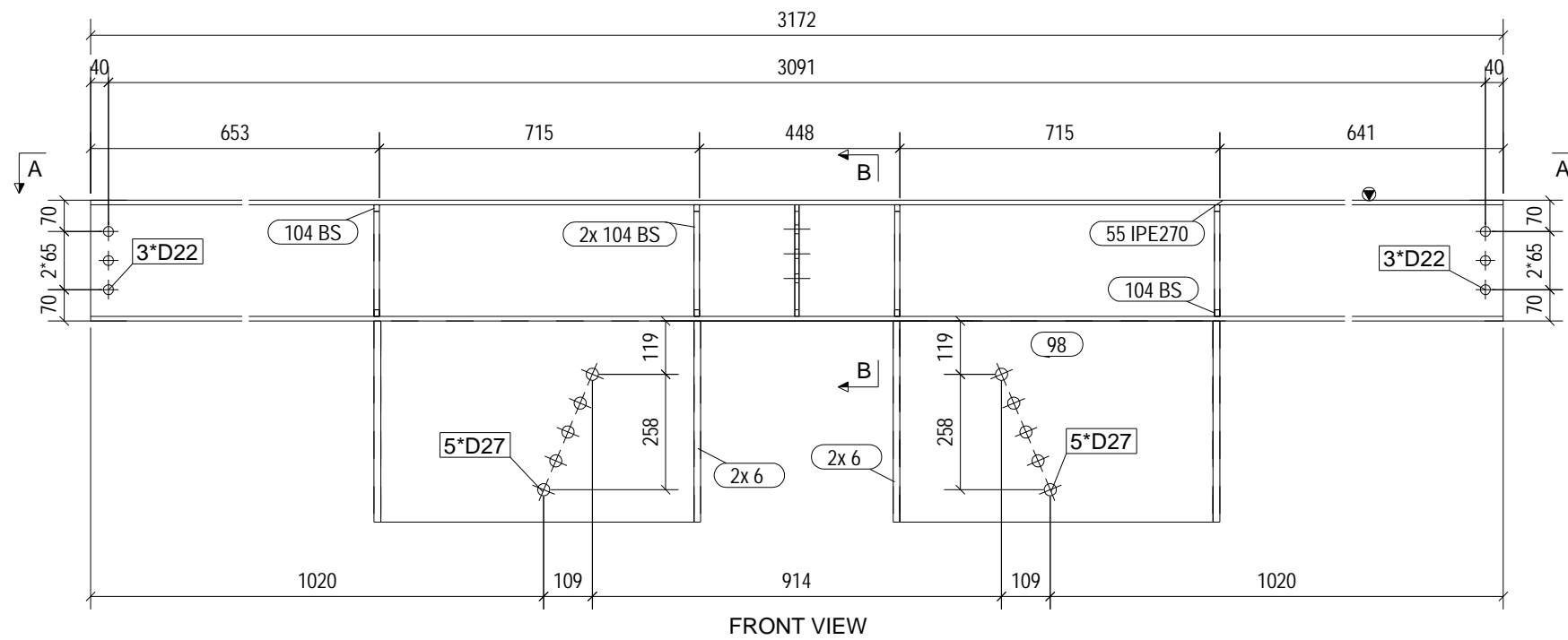
No	REV MARK	REVISION DESCRIPTION	REV. DATE
CLIENT			
PRINT DATE FOR FABRICATION:			
PROJECT NAME		Truckscale	
DRAWING NAME		[J27.2]	ISSUED
MODELLED BY			SCALE AS SHOWN
CHECKED BY			REVISION No. 0



Tekla structures

MATERIAL LIST FOR ASSEMBLY MK'D J27/3 No= 1					
Mark	Profile	Material	No.	Length	Weight
52	IPE270	S235JR	1	1673	60.3
Total					60.3

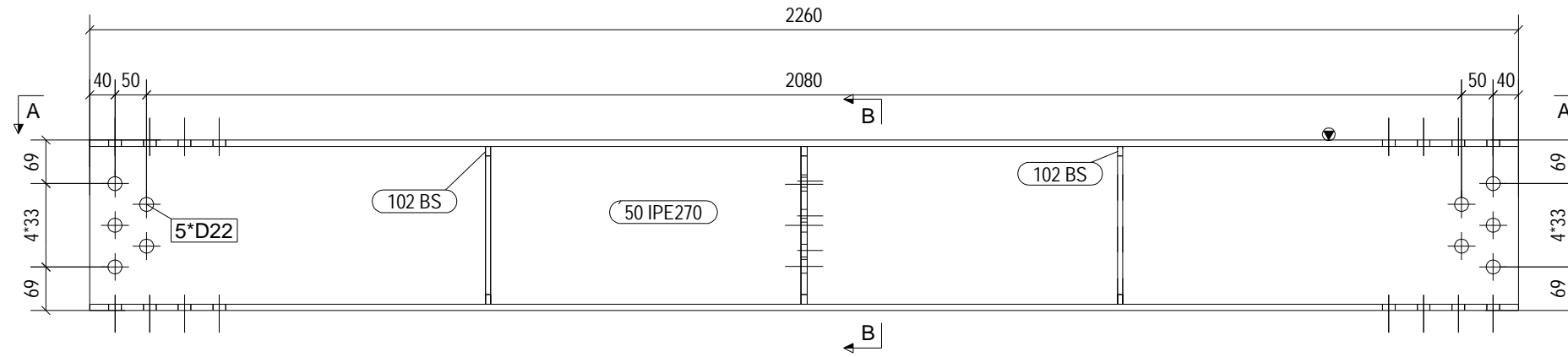
No	REV MARK	REVISION DESCRIPTION	REV. DATE
CLIENT			
PRINT DATE FOR FABRICATION:			
PROJECT NAME		Truckscale	
DRAWING NAME		[J27.3]	ISSUED
MODELLED BY			SCALE AS SHOWN
CHECKED BY			REVISION No. 0



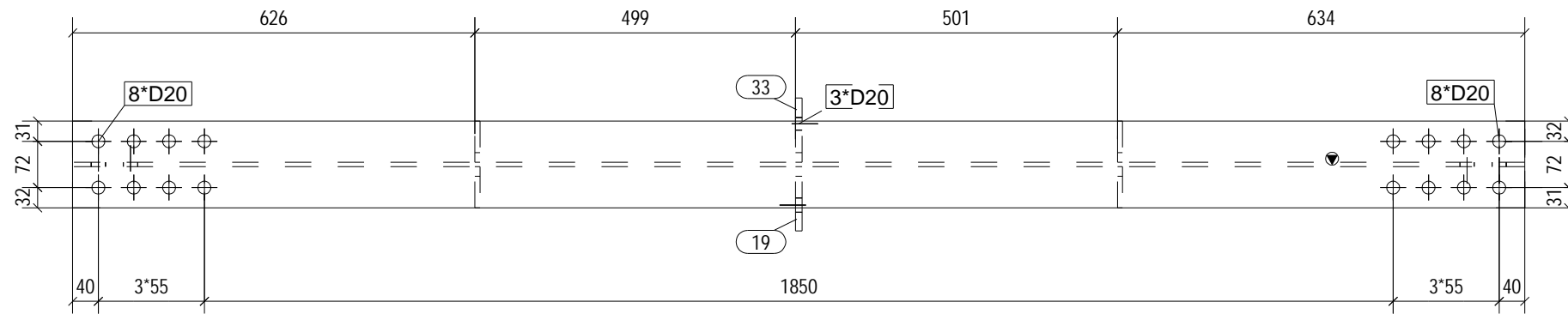
MATERIAL LIST FOR ASSEMBLY MK'D						J27/4	No= 2
Mark	Profile	Material	No.	Length	Weight		
6	PL15*135	S235JR	4	450	7.2		
33	PL10*100	S235JR	1	250	1.9		
55	IPE270	S235JR	1	3172	114.3		
98	PL10*450	S235JR	2	700	24.7		
104	PL12*64	S235JR	8	250	1.5		
Total							206.2

No	REV MARK	REVISION DESCRIPTION	REV. DATE
CLIENT			
PRINT DATE FOR FABRICATION:			
PROJECT NAME		Truckscale	
DRAWING NAME		[J27.4]	ISSUED
MODELLED BY			SCALE AS SHOWN
CHECKED BY			REVISION No. 0

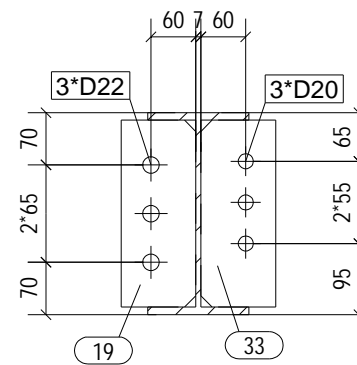
Tekla structures



FRONT VIEW



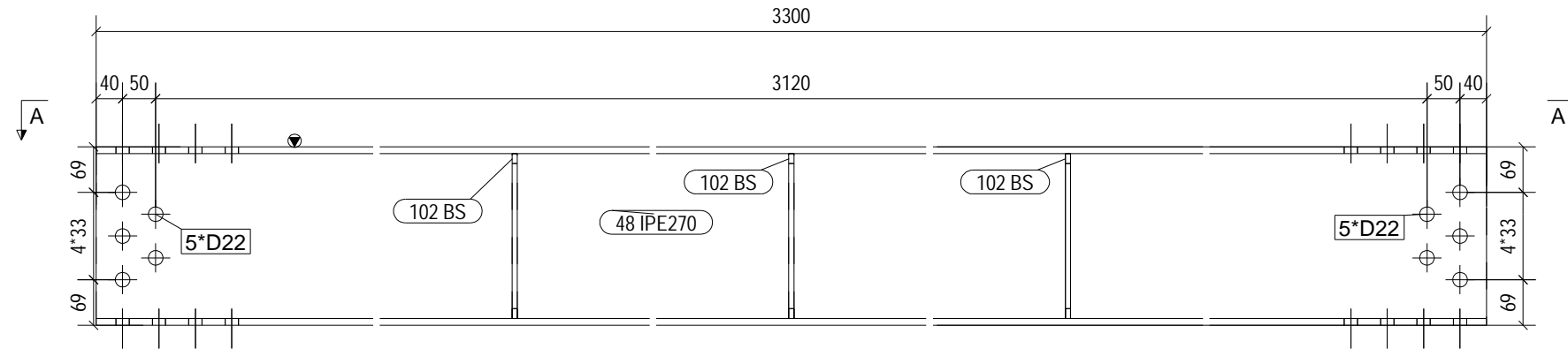
A - A
1:10



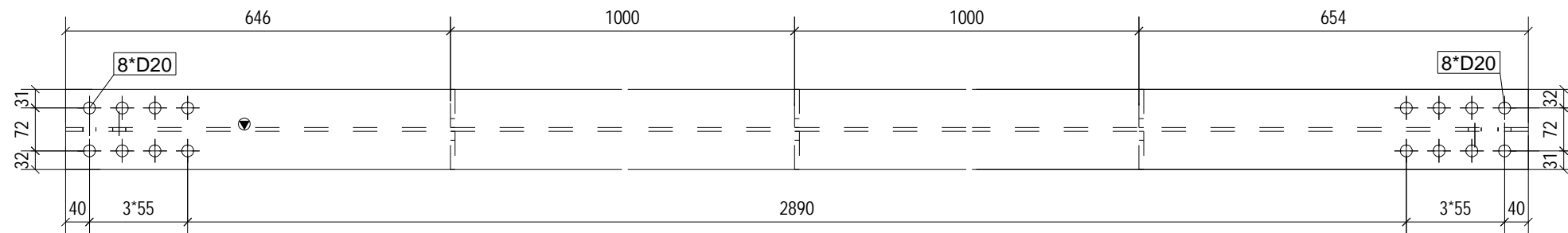
B - B
1:10

MATERIAL LIST FOR ASSEMBLY MK'D J27/5 No= 2					
Mark	Profile	Material	No.	Length	Weight
19	PL10*100	S235JR	1	250	1.9
33	PL10*100	S235JR	1	250	1.9
50	IPE270	S235JR	1	2260	81.4
102	PL8*64	S235JR	4	250	1.0
				Total	89.3

No	REV MARK	REVISION DESCRIPTION	REV. DATE
CLIENT			
PRINT DATE FOR FABRICATION:			
PROJECT NAME		Truckscale	
DRAWING NAME		[J27.5]	ISSUED
MODELLED BY			SCALE AS SHOWN
CHECKED BY			REVISION No. 0



FRONT VIEW

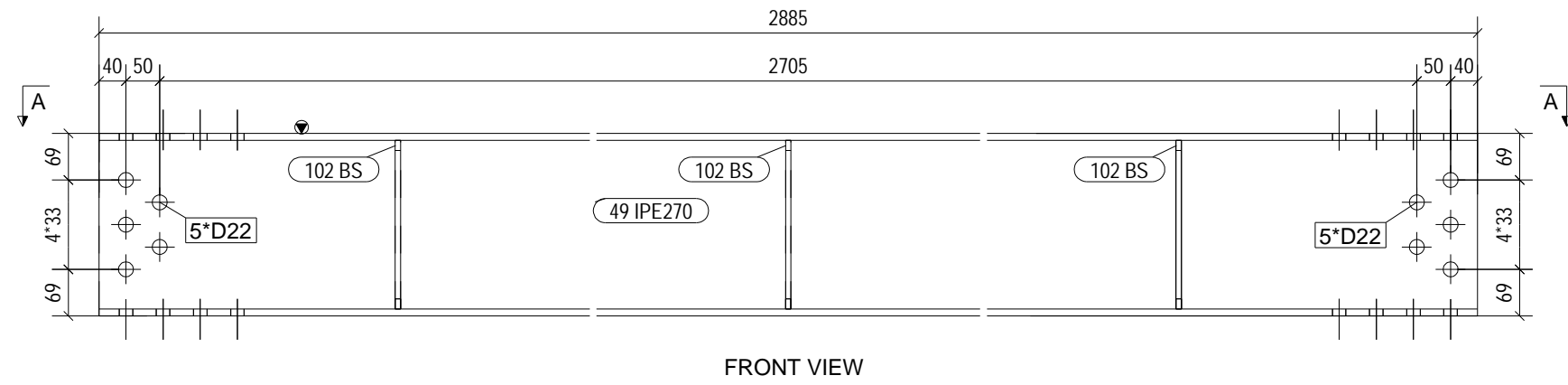


A - A
1:10

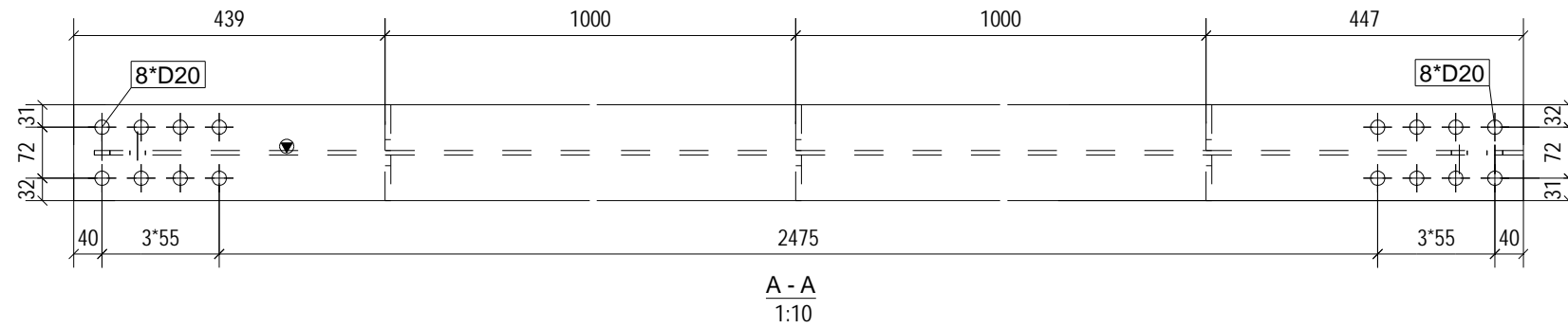
Tekla structures

MATERIAL LIST FOR ASSEMBLY MK'D						J27/6	No= 4
Mark	Profile	Material	No.	Length	Weight		
48	IPE270	S235JR	1	3300	118.9		
102	PL8*64	S235JR	6	250	1.0		
Total					124.9		

No	REV MARK	REVISION DESCRIPTION	REV. DATE
CLIENT			
PRINT DATE FOR FABRICATION:			
PROJECT NAME		Truckscale	
DRAWING NAME		[J27.6]	ISSUED
MODELLER BY			SCALE AS SHOWN
CHECKED BY			REVISION No. 0



FRONT VIEW

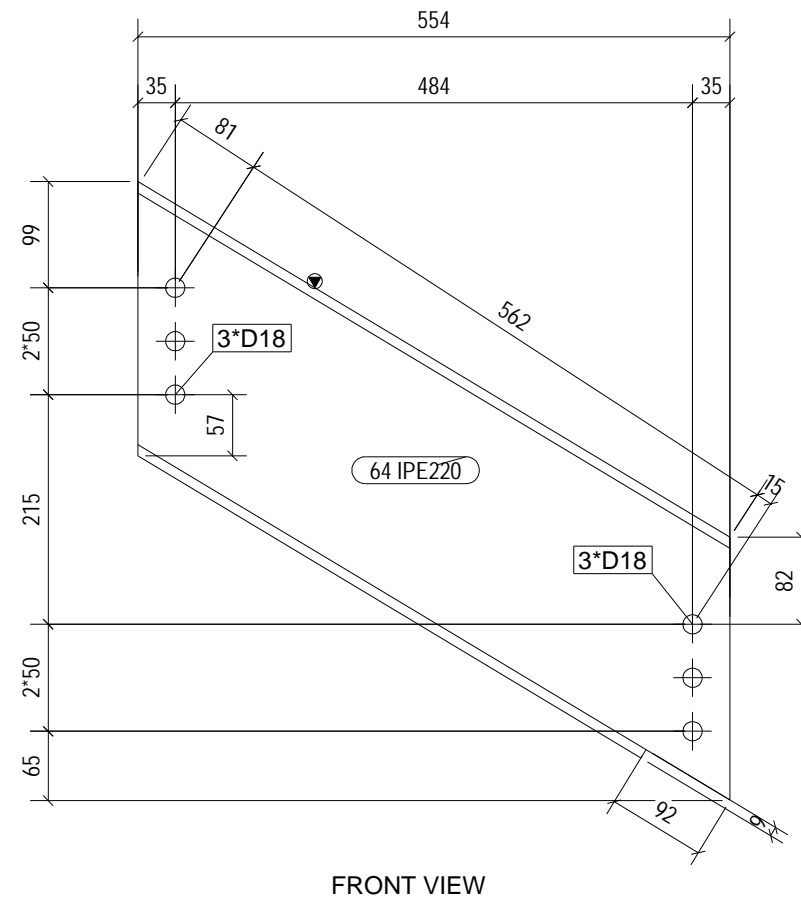


A - A
1:10

Tekla structures

MATERIAL LIST FOR ASSEMBLY MK'D J27/7 No= 1					
Mark	Profile	Material	No.	Length	Weight
49	IPE270	S235JR	1	2885	104.0
102	PL8*64	S235JR	6	250	1.0
Total					109.9

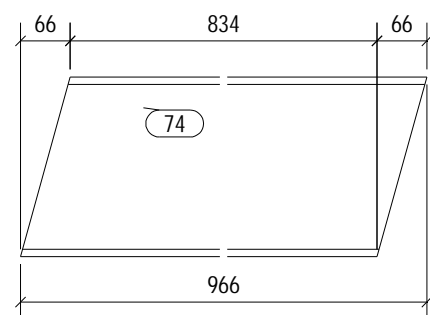
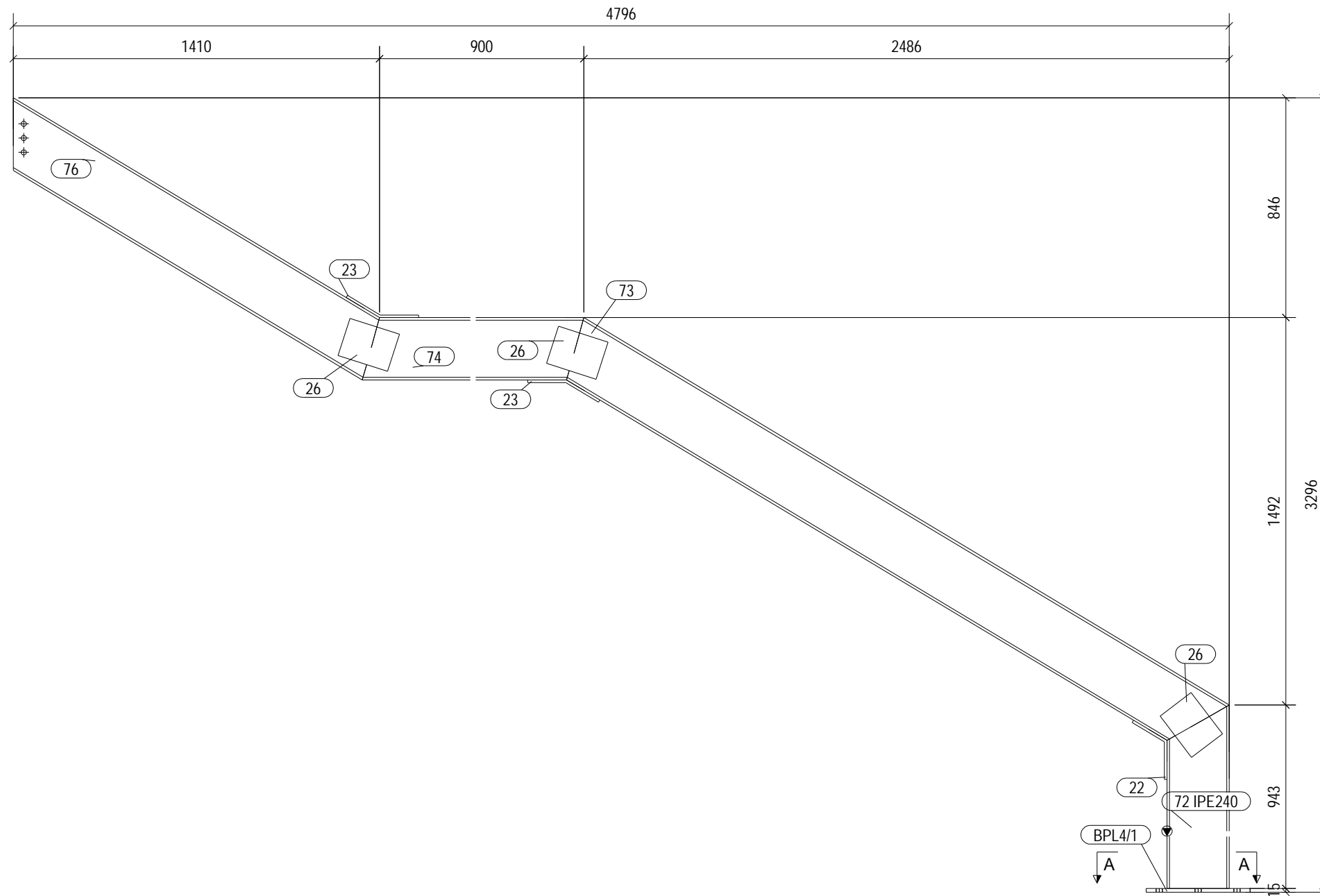
No	REV MARK	REVISION DESCRIPTION	REV. DATE
CLIENT			
PRINT DATE FOR FABRICATION:			
PROJECT NAME		Truckscale	
DRAWING NAME		[J27.7]	ISSUED
MODELLED BY			SCALE AS SHOWN
CHECKED BY			REVISION No. 0



Tekla structures

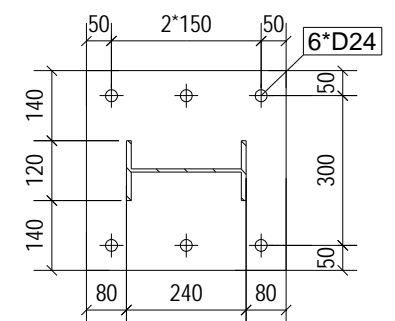
MATERIAL LIST FOR ASSEMBLY MK'D ST22/1 No= 2					
Mark	Profile	Material	No.	Length	Weight
64	IPE220	S235JR	1	772	20.3
Total					20.3

No	REV MARK	REVISION DESCRIPTION	REV. DATE
CLIENT			
PRINT DATE FOR FABRICATION:			
PROJECT NAME		Truckscale	
DRAWING NAME		[ST22.1]	ISSUED
MODELLED BY			SCALE AS SHOWN
CHECKED BY			REVISION No. 0

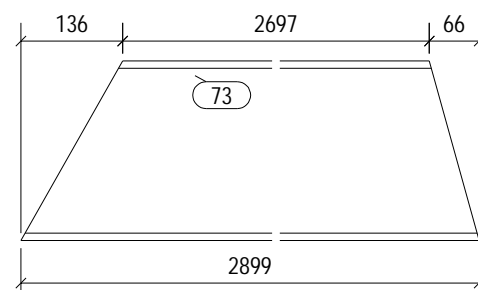


FRONT VIEW

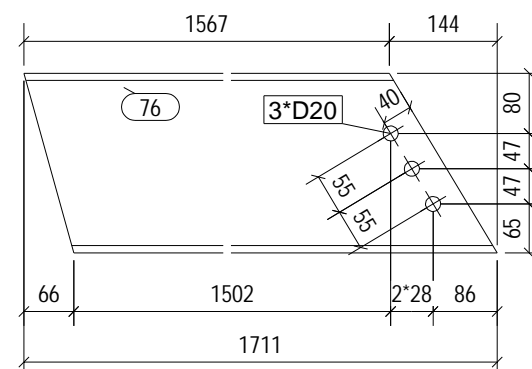
FRONT VIEW



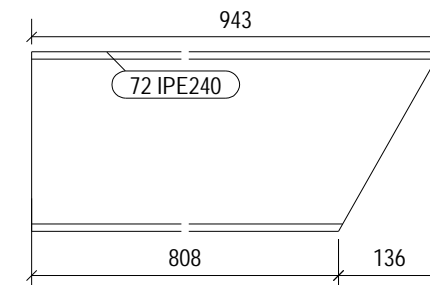
A - A
1:15



FRONT VIEW



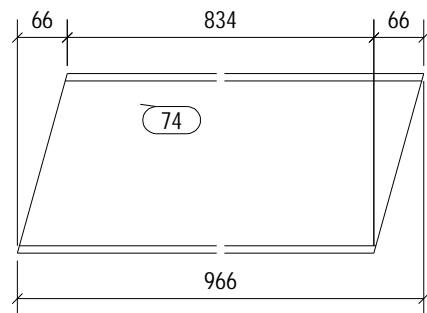
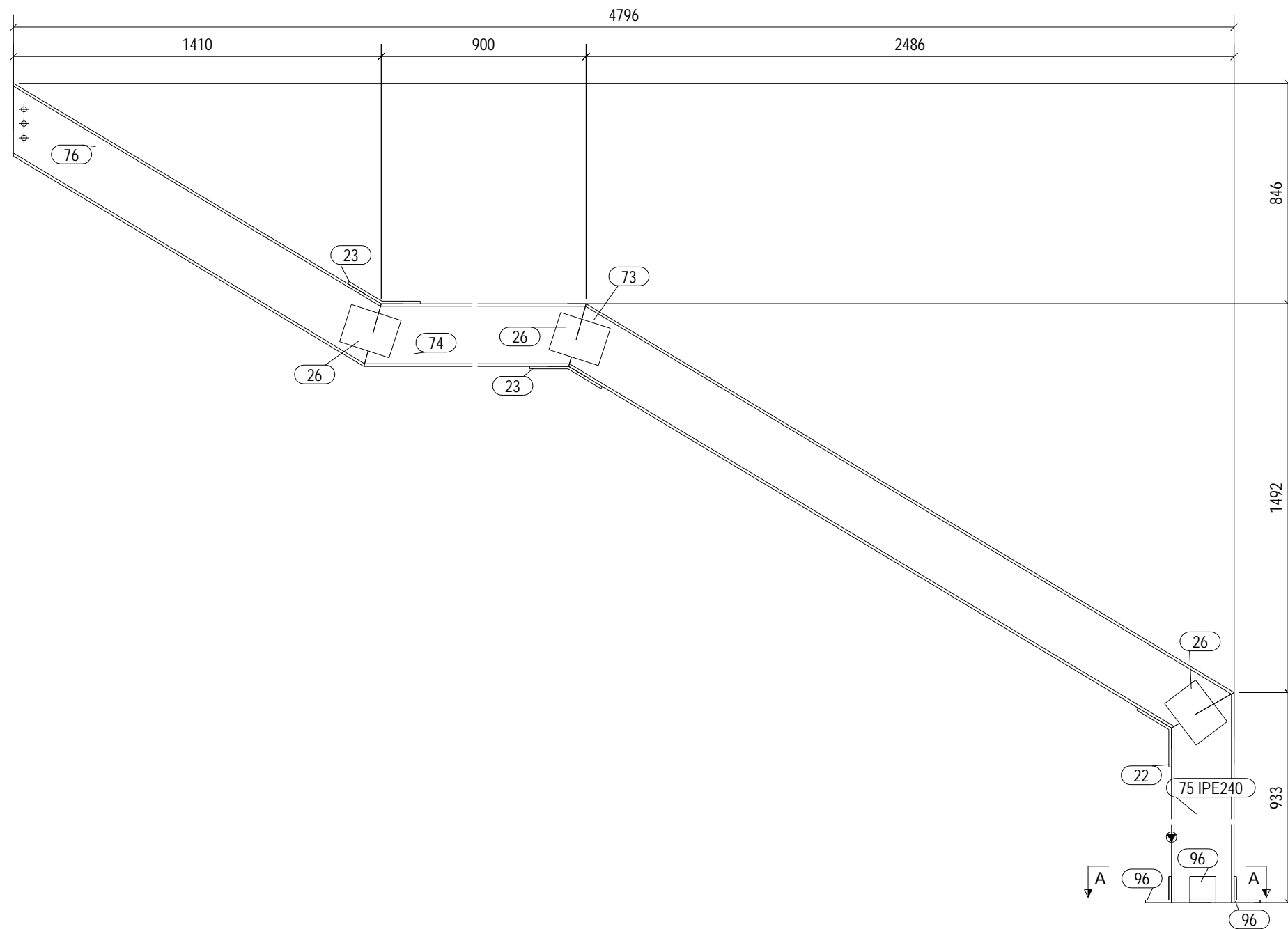
FRONT VIEW



FRONT VIEW

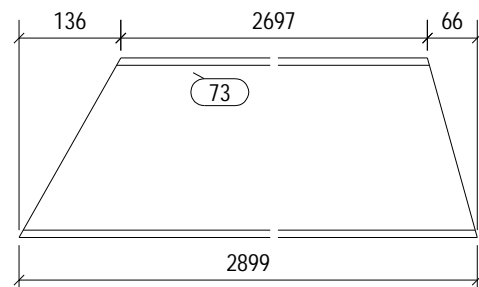
MATERIAL LIST FOR ASSEMBLY MK'D ST24/1 No= 1					
Mark	Profile	Material	No.	Length	Weight
22	PL10*100	S235JR	1	294	2.3
23	PL10*100	S235JR	2	297	2.3
26	PL10*150	S235JR	3	200	2.4
72	IPE240	S235JR	1	943	28.9
73	IPE240	S235JR	1	2899	89.0
74	IPE240	S235JR	1	966	29.7
76	IPE240	S235JR	1	1711	52.5
BPL4/1	PL15*400	S235JR	1	400	18.8
Total					233.0

No	REV MARK	REVISION DESCRIPTION	REV. DATE
CLIENT			
PRINT DATE FOR FABRICATION:			
PROJECT NAME		Truckscale	
DRAWING NAME		[ST24.1]	ISSUED
MODELLED BY			SCALE AS SHOWN
CHECKED BY			REVISION No. 0

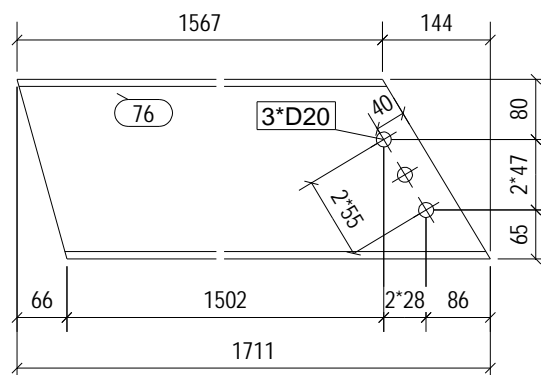


FRONT VIEW

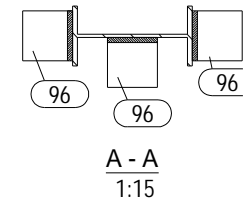
FRONT VIEW



FRONT VIEW



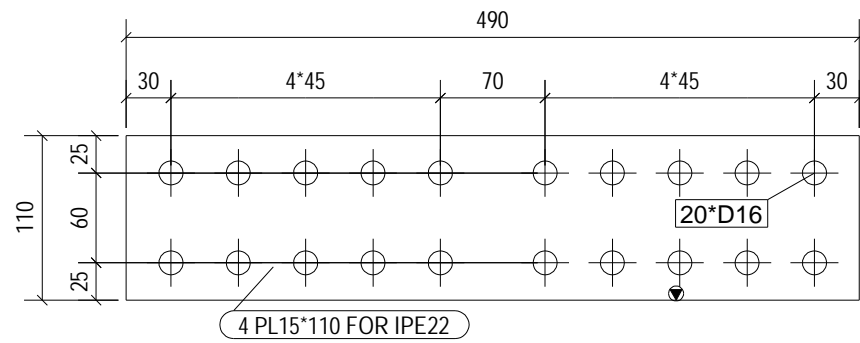
FRONT VIEW



A - A
1:15

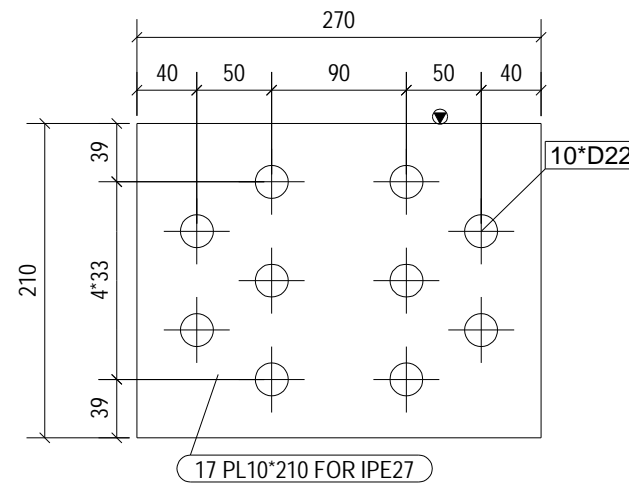
MATERIAL LIST FOR ASSEMBLY MK'D ST24/2 No= 1					
Mark	Profile	Material	No.	Length	Weight
22	PL10*100	S235JR	1	294	2.3
23	PL10*100	S235JR	2	297	2.3
26	PL10*150	S235JR	3	200	2.4
73	IPE240	S235JR	1	2899	89.0
74	IPE240	S235JR	1	966	29.7
75	IPE240	S235JR	1	933	28.6
76	IPE240	S235JR	1	1711	52.5
96	L100*10	S235JR	3	100	1.5
				Total	218.3

No	REV MARK	REVISION DESCRIPTION	REV. DATE
CLIENT			
PRINT DATE FOR FABRICATION:			
PROJECT NAME		Truckscale	
DRAWING NAME		[ST24.2]	ISSUED
MODELLED BY			SCALE AS SHOWN
CHECKED BY			REVISION No. 0



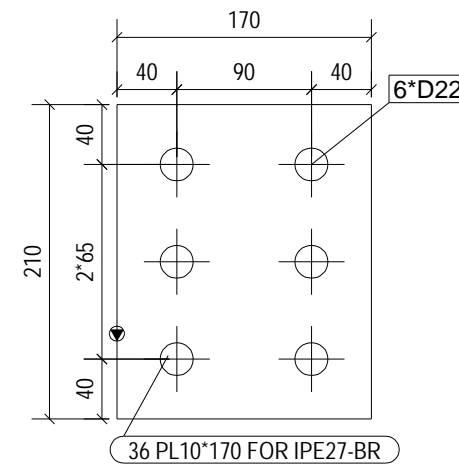
FRONT VIEW

No. 1, Marked T/1



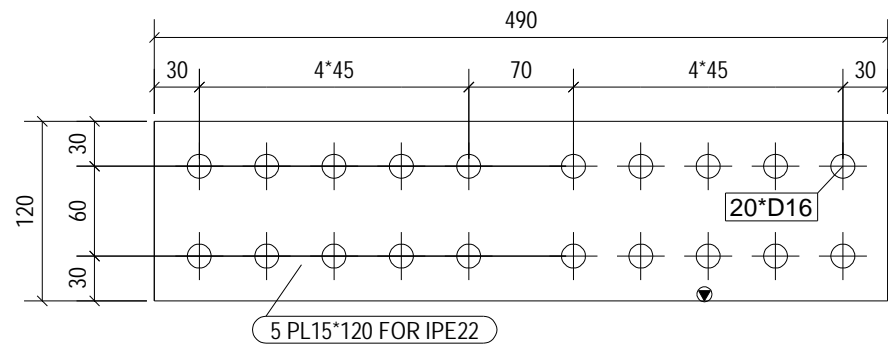
FRONT VIEW

No. 28, Marked T/4



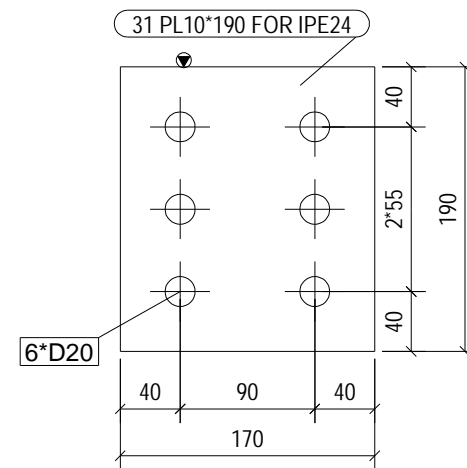
FRONT VIEW

No. 8, Marked T/8



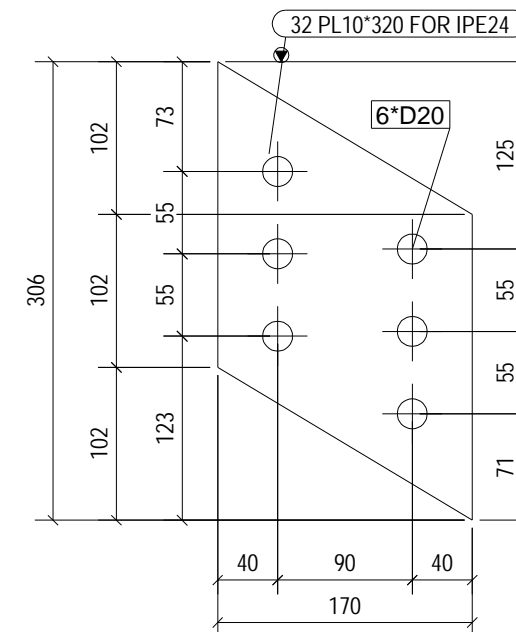
FRONT VIEW

No. 1, Marked T/2



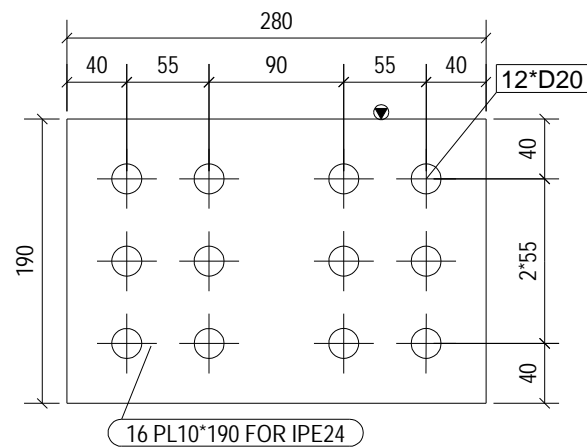
FRONT VIEW

No. 12, Marked T/6



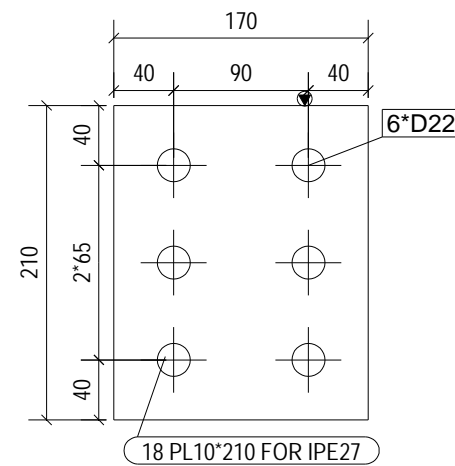
FRONT VIEW

No. 4, Marked T/7



FRONT VIEW

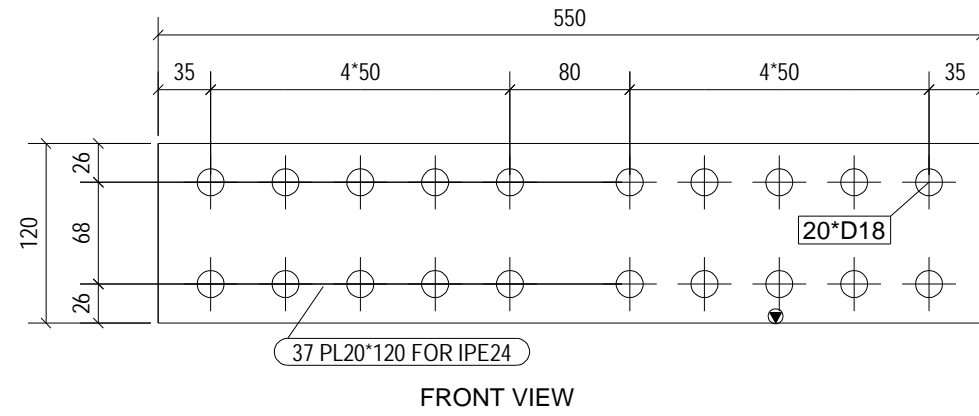
No. 36, Marked T/3



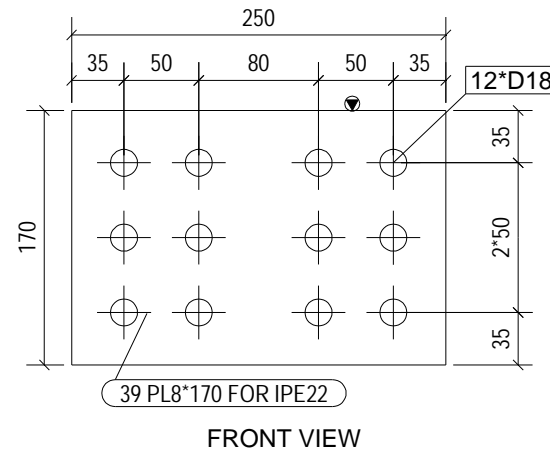
FRONT VIEW

No. 10, Marked T/5

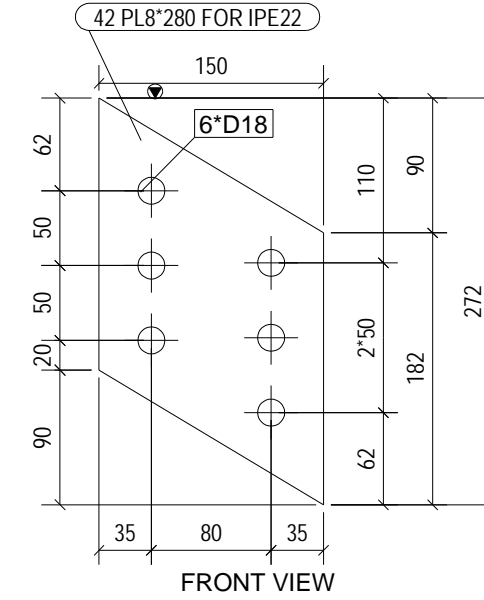
No	REV MARK	REVISION DESCRIPTION	REV. DATE
CLIENT			
PRINT DATE FOR FABRICATION:			
PROJECT NAME		Truckscale	
DRAWING NAME		[1]	ISSUED
MODELLED BY			SCALE AS SHOWN
CHECKED BY			REVISION No. 0



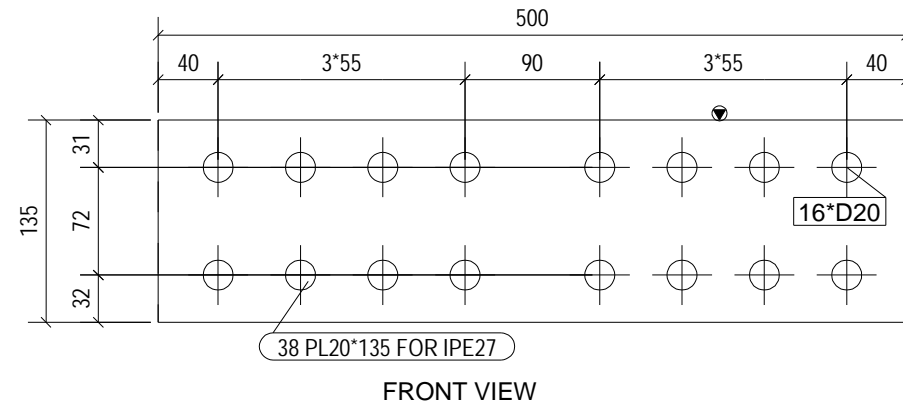
No. 36, Marked T/9



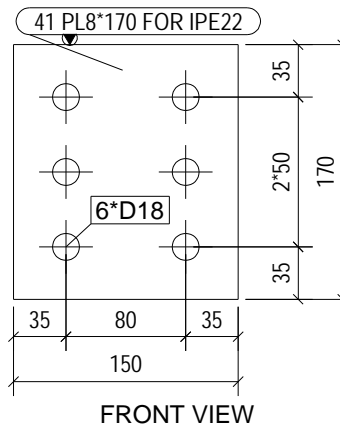
No. 2, Marked T/11



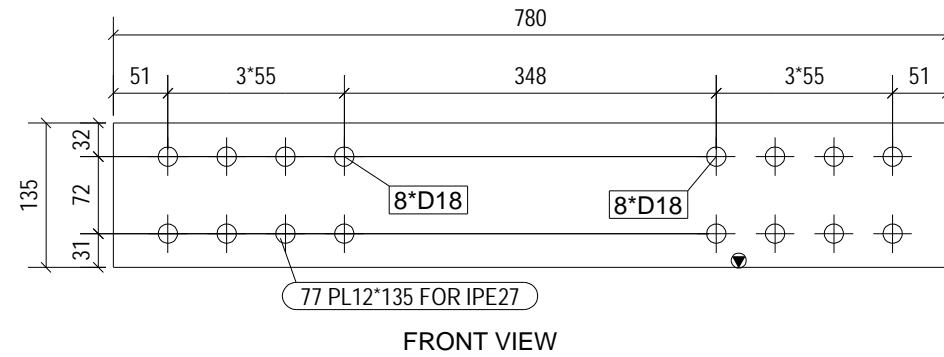
No. 8, Marked T/13



No. 28, Marked T/10

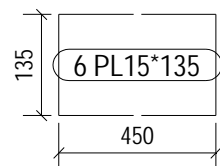


No. 20, Marked T/12

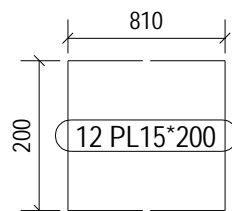


No. 1, Marked T/14

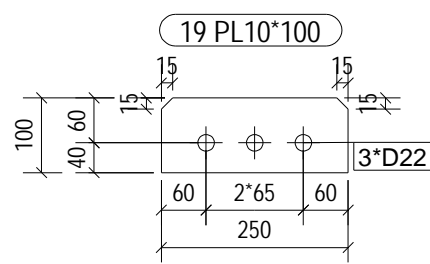
No	REV MARK	REVISION DESCRIPTION	REV. DATE
CLIENT			
PRINT DATE FOR FABRICATION:			
PROJECT NAME		Truckscale	
DRAWING NAME		[2]	ISSUED
MODELLED BY			SCALE AS SHOWN
CHECKED BY			REVISION No. 0



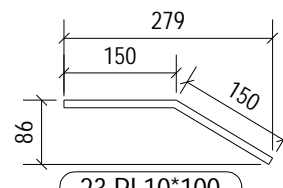
No. 8, Marked 6



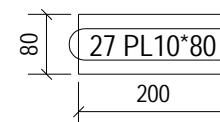
No. 6, Marked 12



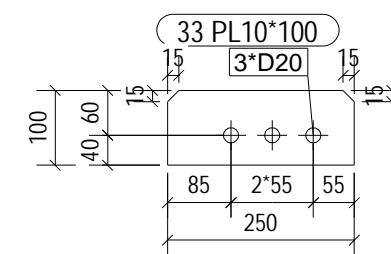
No. 5, Marked 19



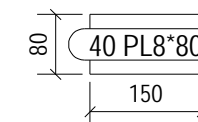
No. 4, Marked 23



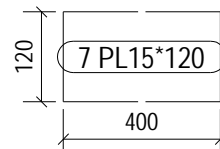
No. 2, Marked 27



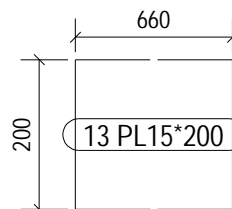
No. 4, Marked 33



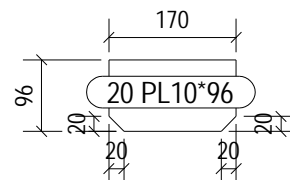
No. 2, Marked 40



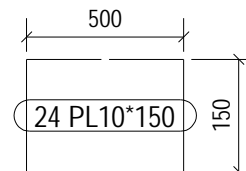
No. 8, Marked 7



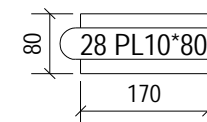
No. 1, Marked 13



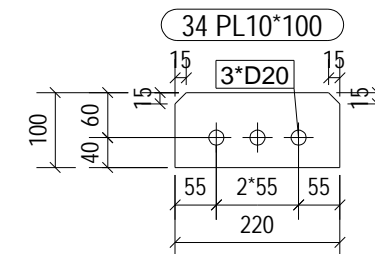
No. 16, Marked 20



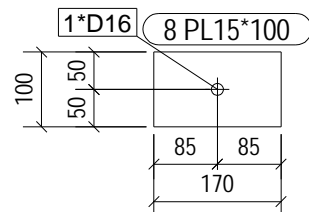
No. 8, Marked 24



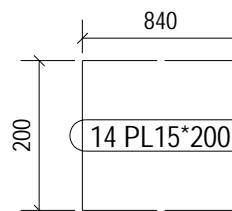
No. 40, Marked 28



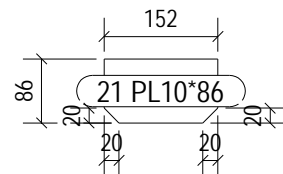
No. 2, Marked 34



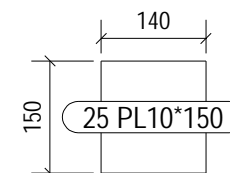
No. 20, Marked 8



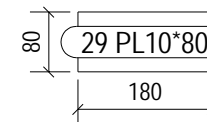
No. 1, Marked 14



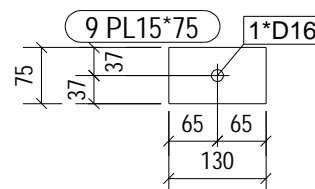
No. 16, Marked 21



No. 16, Marked 25



No. 28, Marked 29



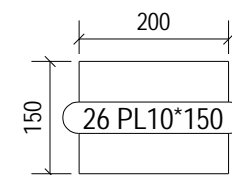
No. 20, Marked 9



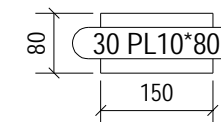
No. 1, Marked 14



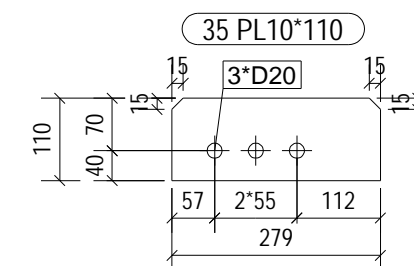
No. 16, Marked 21



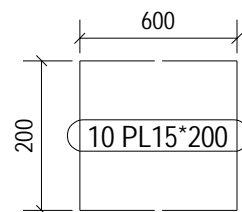
No. 6, Marked 26



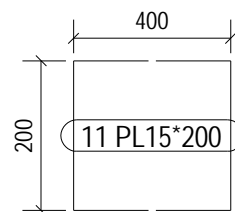
No. 4, Marked 30



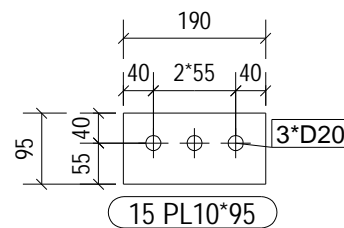
No. 2, Marked 35



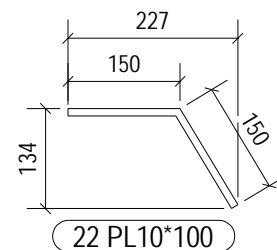
No. 6, Marked 10



No. 4, Marked 11

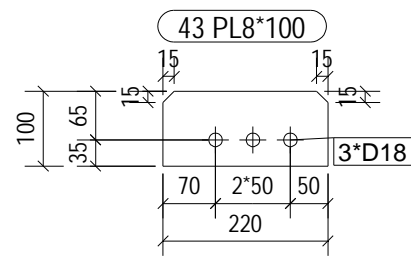


No. 4, Marked 15

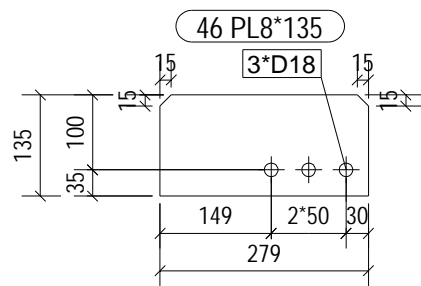


No. 2, Marked 22

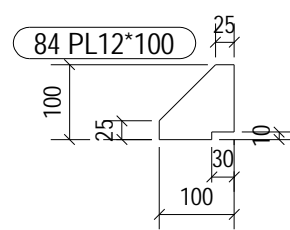
No	REV MARK	REVISION DESCRIPTION	REV. DATE
CLIENT			
PRINT DATE FOR FABRICATION:			
PROJECT NAME		Truckscale	
DRAWING NAME		[3]	ISSUED
MODELLED BY			SCALE AS SHOWN
CHECKED BY			REVISION No. 0



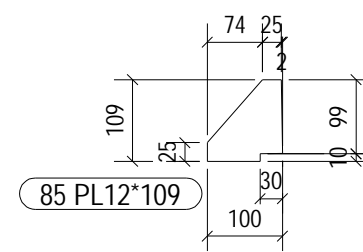
No. 6, Marked 43



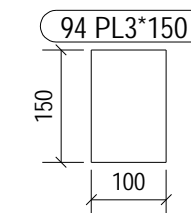
No. 2, Marked 46



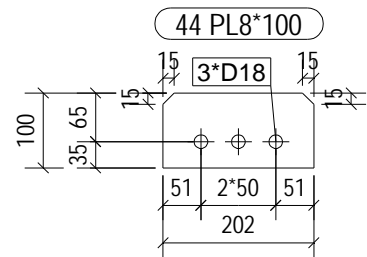
No. 35, Marked 84



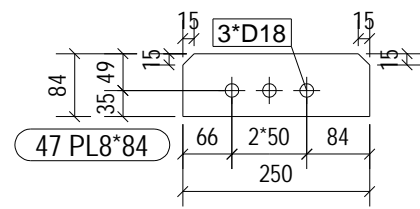
No. 1, Marked 85



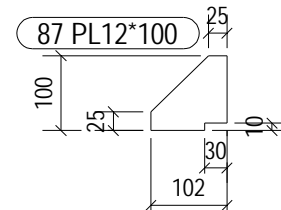
No. 1, Marked 94



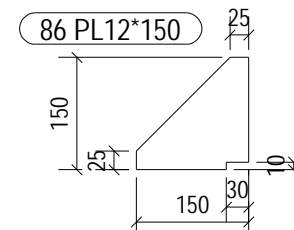
No. 3, Marked 44



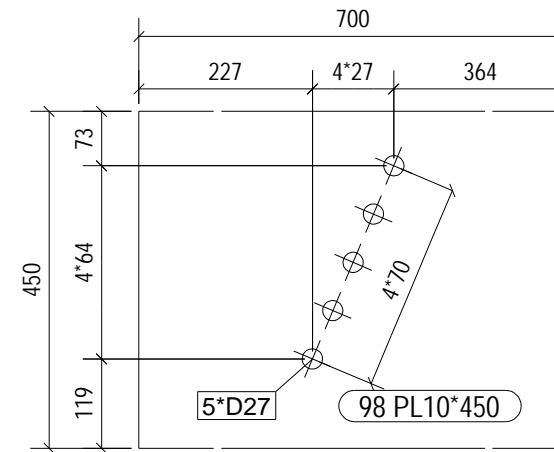
No. 2, Marked 47



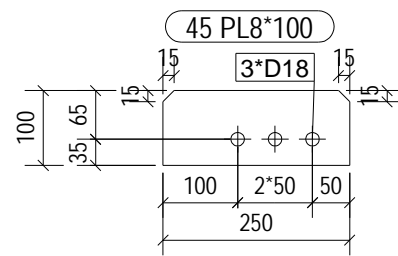
No. 1, Marked 87



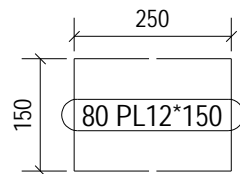
No. 1, Marked 86



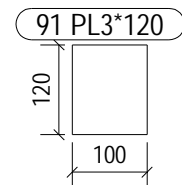
No. 4, Marked 98



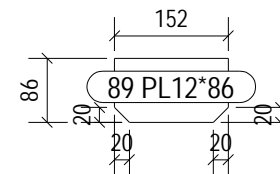
No. 1, Marked 45



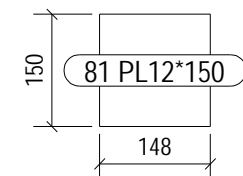
No. 8, Marked 80



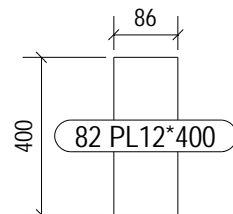
No. 20, Marked 91



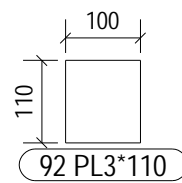
No. 16, Marked 89



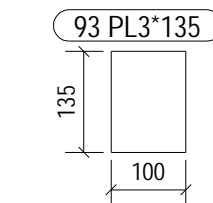
No. 14, Marked 81



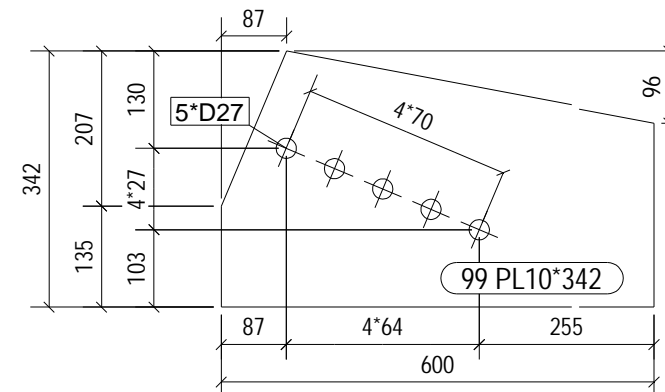
No. 4, Marked 82



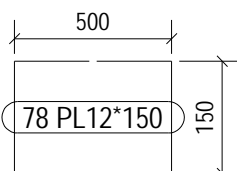
No. 3, Marked 92



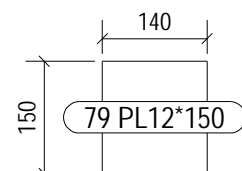
No. 14, Marked 93



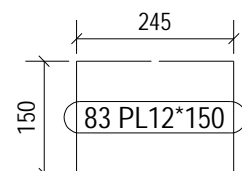
No. 4, Marked 99



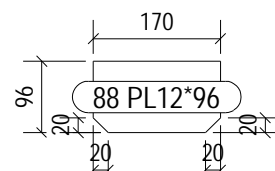
No. 4, Marked 78



No. 2, Marked 79

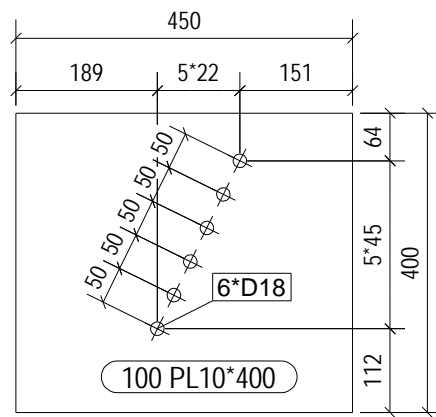


No. 2, Marked 83

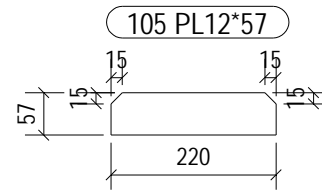


No. 20, Marked 88

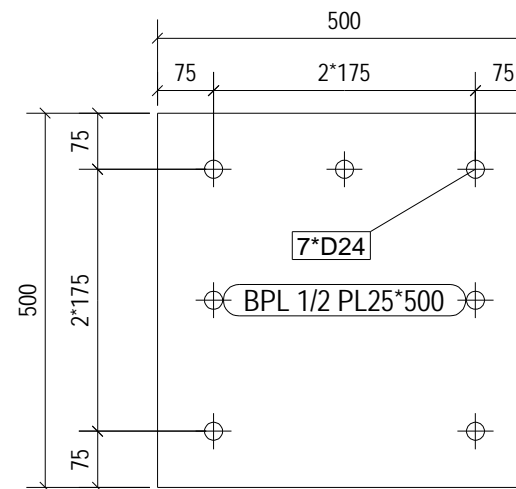
No	REV MARK	REVISION DESCRIPTION	REV. DATE
CLIENT			
PRINT DATE FOR FABRICATION:			
PROJECT NAME		Truckscale	
DRAWING NAME		[4]	ISSUED
MODELLED BY			SCALE AS SHOWN
CHECKED BY			REVISION No. 0



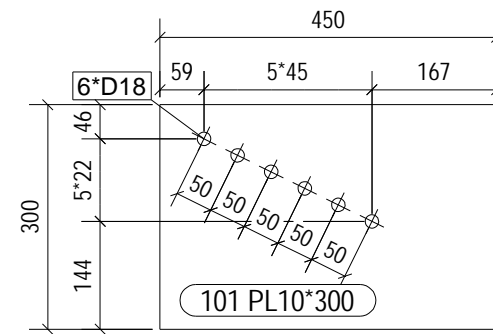
No. 4, Marked 100



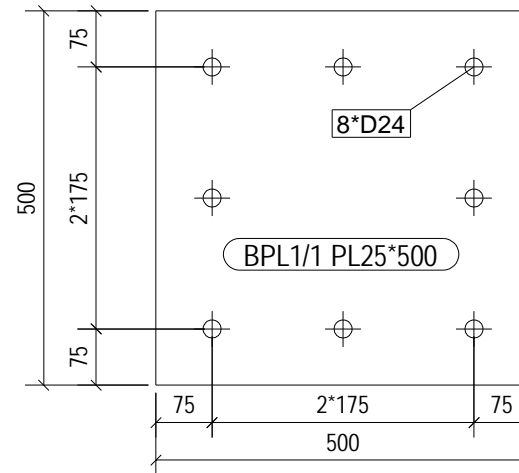
No. 16, Marked 105



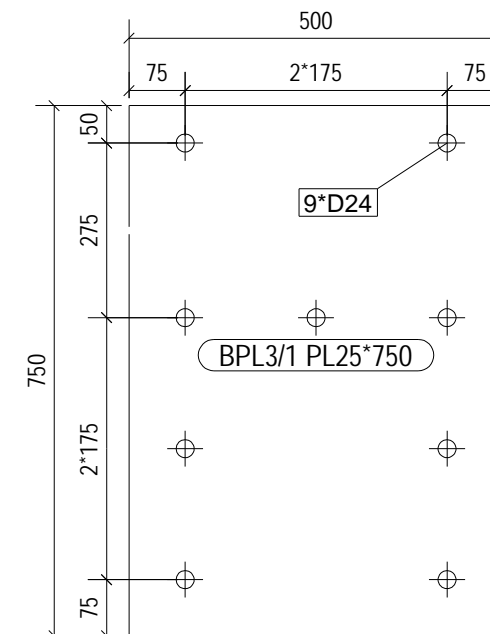
No. 3, Marked BPL 1/2



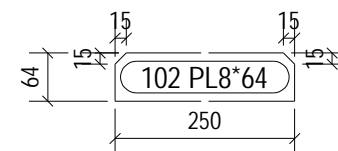
No. 4, Marked 101



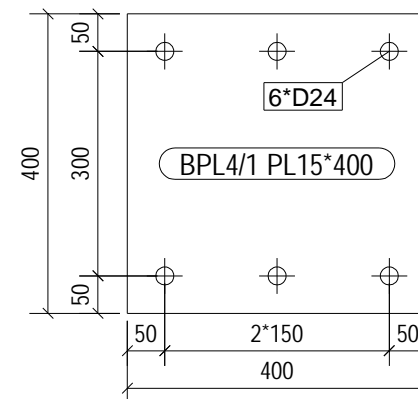
No. 4, Marked BPL1/1



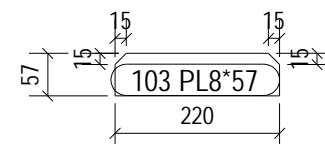
No. 1, Marked BPL3/1



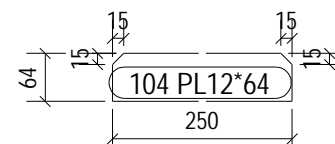
No. 38, Marked 102



No. 1, Marked BPL4/1



No. 58, Marked 103



No. 16, Marked 104

No	REV MARK	REVISION DESCRIPTION	REV. DATE
CLIENT			
PRINT DATE FOR FABRICATION:			
PROJECT NAME		Truckscale	
DRAWING NAME		[5]	ISSUED
MODELLED BY			SCALE AS SHOWN
CHECKED BY			REVISION No. 0